

PETITION

**For a Special Need Adjustment
To the
Hospice Inpatient Bed Need Methodology**

**Community CarePartners, Inc.
d/b/a
CarePartners Hospice and Palliative Care**

**Tracy Buchanan
President/CEO
CarePartners Hospice and Palliative Care
68 Sweeten Creek Road
Asheville, NC 28803
(828) 277-4800**

**Hospice of Henderson County, Inc.
d/b/a
Four Seasons Compassion for Life**

**Christopher Comeaux
President/CEO
Four Seasons Compassion for Life
571 South Allen Road
Flat Rock, North Carolina 28731
(828) 692-6178**

July 27, 2012

PETITION

Petition for a Special Need Adjustment to the Hospice Inpatient Bed Need Methodology

Petitioners:

Community CarePartners, Inc.
d/b/a CarePartners Hospice and Palliative Care
68 Sweeten Creek Road
Asheville, NC 28803
(828) 277-4800

Tracy Buchanan
President/CEO

Hospice of Henderson County, Inc.
d/b/a Four Seasons Compassion for Life
571 S. Allen Rd.
Flat Rock, NC 28731
(828) 692-6178

Christopher Comeaux
President/CEO

Requested Change

Community CarePartners, Inc. d/b/a CarePartners Hospice and Palliative Care (hereinafter referred to as CarePartners Hospice) and Hospice of Henderson County, Inc., d.b.a. Four Seasons Compassion for Life, (hereinafter referred to as Four Seasons Hospice) request an adjusted need determination for six hospice inpatient beds in Buncombe County.

About the Petitioners

CarePartners Hospice is part of CarePartners Health Services, which is a private, nonprofit healthcare organization in Asheville, North Carolina. CarePartners Health Services offers a range of post-acute care services including:

- CarePartners Rehabilitation Hospital, an 80-bed regional referral center with intensive inpatient rehabilitation programs for a multitude of illnesses, injuries and conditions.

- Outpatient rehabilitation services
- Home health nursing, therapy and aide services
- Hospice and palliative care services
- Adult day services
- Private duty nursing, homemaker and personal care services
- Orthotics and prosthetics services

Four Seasons Hospice is also a private, not-for-profit corporation that operates a Medicare and Medicaid certified hospice program in Buncombe County and also in Henderson, Jackson, Macon, Madison, Polk, Rutherford, Transylvania, Cherokee, Graham, Clay and Swain Counties.

CarePartners Hospice has operated a hospice inpatient facility in Asheville in Buncombe County since 1989. In 2005, CarePartners opened the new John F. Keever, Jr. Solace Center on its campus in Asheville with twelve hospice residential beds and fifteen hospice inpatient beds. In early 2011, the State approved converting five of the residential beds to five inpatient beds, and today the facility operates with a total complement of twenty inpatient hospice beds and seven hospice residential beds.

Four Seasons Hospice has operated a hospice facility (known as Elizabeth House) in Flat Rock in Henderson County since April of 1999 when it opened with six hospice residential beds and six hospice inpatient beds. In the spring of 2006, construction began to expand the Elizabeth House by six beds for a total complement of 18 beds – 12 inpatient and six residential. Most recently, in December 2008, the six residential hospice bedrooms were converted to seven inpatient beds for a total bed complement of 19 inpatient hospice beds.

The John F. Keever, Jr. Solace Center and the Elizabeth House both provide a home-like environment where the interdisciplinary hospice team can address challenging symptoms and issues that cannot be managed in another setting. Residents frequently can return to their home after a brief stay at these hospice inpatient facilities.

Reasons for Requested Change

The Proposed 2013 State Medical Facilities Plan (SMFP) indicates a deficit of five (5) inpatient hospice beds in Buncombe County. A deficit of six (6) beds is required to generate a need determination for inpatient hospice beds in any county. Chapter 13: Hospice Services from the SMFP is attached to this petition as Attachment A.

The Petitioners request that the bed deficit be adjusted to six (6) beds to provide adequate hospice inpatient bed availability for the residents of Buncombe County. The current lack of bed availability and other reasons for this requested adjustment are discussed below.

Utilization of Hospice Inpatient Beds in Buncombe County

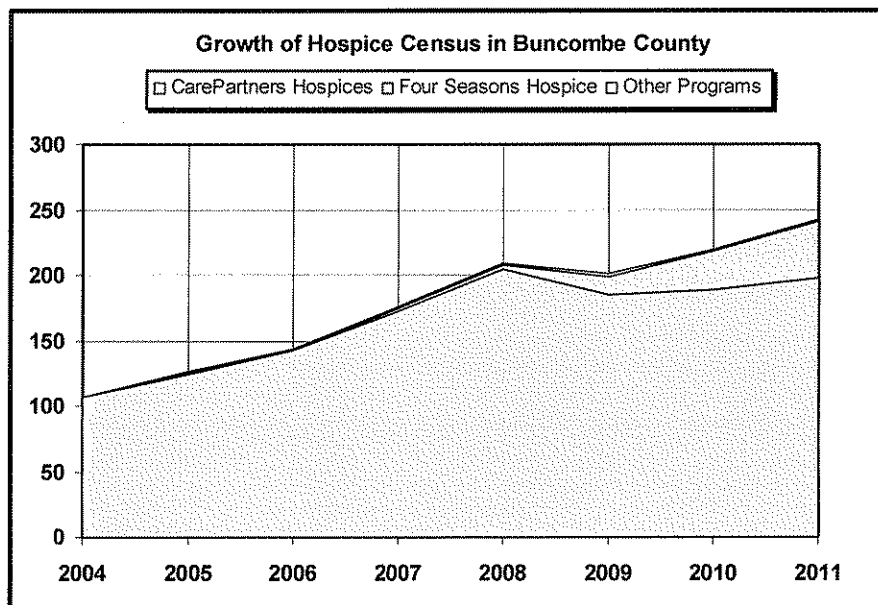
From 2004 to 2011, the census of hospice patients in Buncombe County has increased by an average of 19 patients per year. In 2011, there was an average census of 243 patients which was an increase of 126% over the 107 patients in 2004.

Growth of Average Daily Census of Hospice Patients in Buncombe County

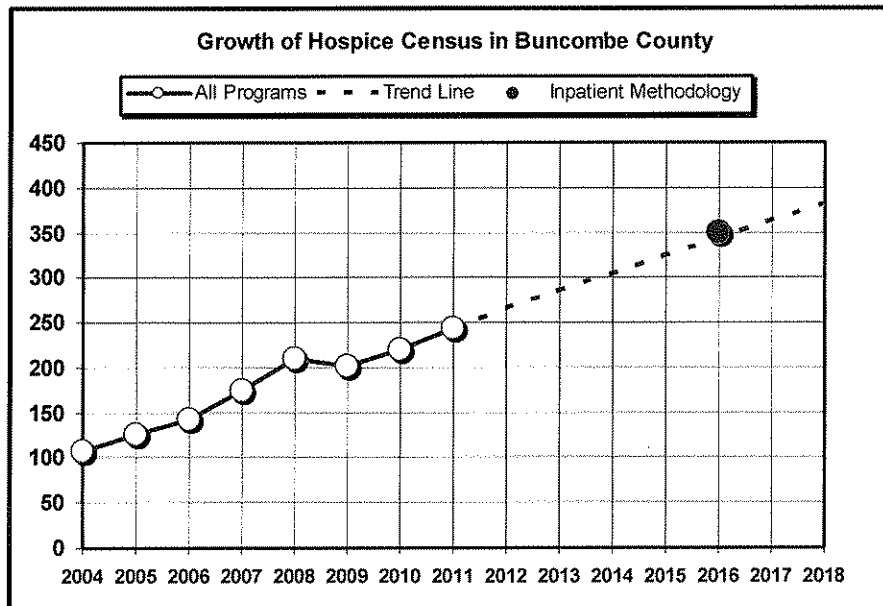
Hospice Program	2004	2005	2006	2007	2008	2009	2010	2011	Average Increase per Year
CarePartners Hospices	107	124	142	173	205	185	188	198	13
Four Seasons Hospice	1	2	0	2	4	14	30	43	6
Other Programs	0	0	1	0	1	2	1	2	0
All Programs	107	126	143	175	209	201	220	243	19

Source: Table 13A: Hospice Data by County of Patient Origin from State Medical Facilities Plans 2004-2013 (Proposed)

A chart of these data shows that the increase was interrupted only between 2009 and 2010, and then resumed in the following two years.



The North Carolina Hospice Inpatient Bed Need Methodology projects 127,908 hospice days of care for Buncombe County for 2016. This is equivalent to an average daily census of 350. The following chart shows that this projection is quite consistent with the historical growth in census in Buncombe County.



The North Carolina Hospice Inpatient Bed Need Methodology assumes that 6% of the hospice census will be at the inpatient level. This is not consistent with the use of hospice inpatient beds in Buncombe County.

The hospice inpatient beds in Buncombe County increased from 15 beds to 20 beds in February 2011 when the State permitted CarePartners Hospice to convert five of its hospice residential beds to hospice inpatient beds. These converted beds were quickly filled, and during the remainder of CarePartners' 2011 fiscal year, the occupancy of the 20 inpatient beds was 85.4%. The expanded bed capacity was immediately put into efficient utilization. For the first nine months of fiscal year 2012, the 20 beds have been occupied at 89.0% occupancy. Further increases in the bed occupancy rate will impair bed availability in Buncombe County.

Assuming the hospice census increases by 7.6% from 2011 to 2012 (per the hospice inpatient methodology) and that the bed occupancy rate for 2012 remains at 89%, then the inpatient use rate for Buncombe County will be 6.8% in 2012. This is a conservative estimate, since it is likely that the occupancy rate for calendar 2012 will exceed 89%.

The Petitioners believe the need determination should be adjusted by employing the Buncombe County inpatient census rate of 6.8%, which is the estimated Buncombe County use rate for calendar year 2012. The need calculation (see below) shows a projected bed deficit of 8 beds indicating that applications for additional beds should be considered.

Hospice Inpatient Bed Need Projections for Buncombe County for 2016

	State Method	Buncombe County Rate
	Hospice Inpatient Days @ 6%	Hospice Inpatient Days @ 6.8%
Projected Hospice Days of Care for 2016	127,908	127,908
Projected Hospice Average Daily Census	350.4	350.4
Projected Hospice Inpatient Census	21.0	23.8
Needed Beds at 85% Occupancy	25	28
Less Licensed Beds	(20)	(20)
Projected Bed Deficit	5	8

Alternatively, it is possible to anticipate the results of the need methodology for 2017. Assuming that the historical trend continues and that the projection of total hospice days of care for Buncombe County will increase at the statewide growth rate of 7.6% (from the proposed SMFP), then the total hospice days of care for Buncombe County would be projected at 137,629 – an average daily census of 377. Then at the methodology’s assumed 6% inpatient use rate there would be a projected bed deficit of at least six beds (see the following table). At the Buncombe County use rate there would be a projected need for 10 beds.

Hospice Inpatient Bed Need Projections for Buncombe County for 2017

	State Method	Buncombe County Rate
	Hospice Inpatient Days @ 6%	Hospice Inpatient Days @ 6.8%
Projected Hospice Days of Care for 2016	137,629	137,629
Projected Hospice Average Daily Census	377.1	377.1
Projected Hospice Inpatient Census	22.6	25.6
Needed Beds at 85% Occupancy	27	30
Less Licensed Beds	(20)	(20)
Projected Bed Deficit	7	10

Hospice inpatient facilities may take several years to develop. The need for additional beds in Buncombe County is urgent and delaying the development of additional needed beds, even for a single year, would place an unnecessary hardship on residents of Buncombe County.

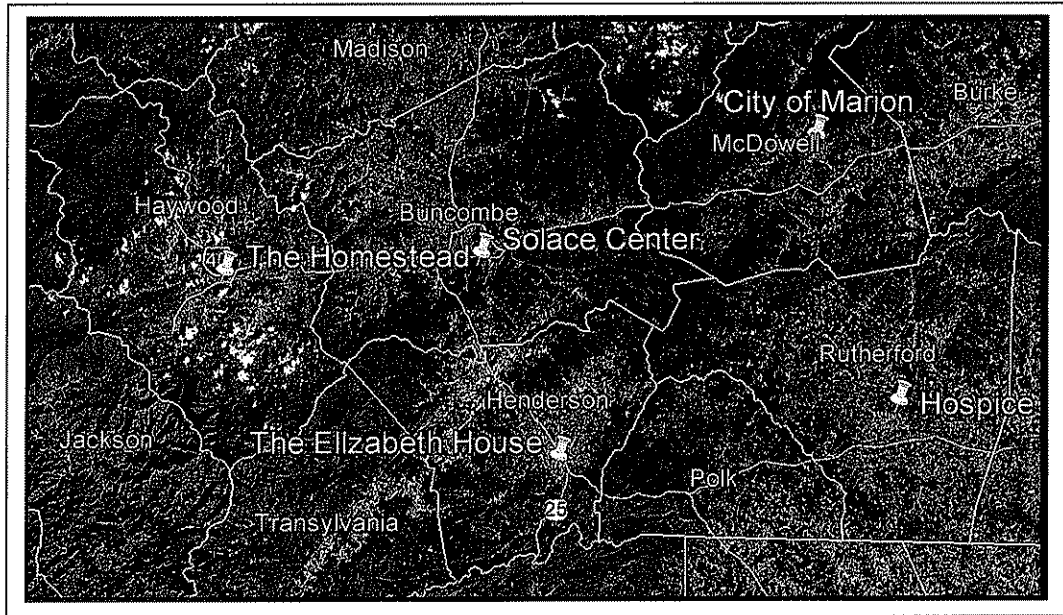
Six inpatient beds, occupied at an 85% rate, would be used by about 220 patients per year in Buncombe County. Until these beds are made available, up to 220 patients and families, each year, may not have adequate access to hospice inpatient care.

The projections made in the previous paragraphs indicate that at least six beds could be justified for Buncombe County. This petition requests that the need determination be adjusted from five beds to six beds so that applications for additional beds can be considered and, if an application is approved, the development process can proceed without delay.

The additional six beds, if developed, would not be an unnecessary duplication of existing health resources in the area. The additional beds are needed to relieve the high occupancy at the 20-bed John F. Keever, Jr. Solace Center in Buncombe County and to ensure continued access to and availability of the inpatient level of hospice care. Resources that may be available outside of Buncombe County are not accessible to Buncombe County residents within a reasonable travel time, as demonstrated in the following paragraphs.

Travel and Geography

The 20-bed John Keever, Jr. Solace Center in Asheville is now occupied at about 90% occupancy. There are three hospice facilities in counties adjacent to Buncombe County – in Henderson, Haywood, and Rutherford Counties. The following map shows Buncombe County and the adjacent counties with existing hospice inpatient facilities and also McDowell County, where there is potential for the development of a facility near the City of Marion.



However, these existing and potential facilities are not accessible for the majority of communities in Buncombe County as demonstrated in the paragraphs below.

The closest existing facility is the Elizabeth House hospice inpatient facility in Flat Rock in Henderson County. However, the Elizabeth House is not accessible to a majority of the towns in Buncombe County. The typical town in Buncombe County is more than a 30 minute drive from the Elizabeth House in good travel conditions. Thirteen of the 19 communities listed below are more than 30 minutes away, and five are at least 45 minutes away. A **round trip** of 60 to 90 minutes is an unacceptable hardship for family members who wish to visit loved ones on a daily basis at the end of life.

**Travel Parameters to
The Elizabeth House in Henderson County from Communities in Buncombe County**

Town	Principle Route	Miles	Minutes
Arden	Interstate 26 E	15.8	20
Asheville	Interstate 26 E	27.7	33
Avery Creek	Interstate 26 E	18.7	25
Barnardsville	Interstate 26 E	45.3	54
Bent Creek	Interstate 26 E	20.5	28
Biltmore Forest	US-25 S/Hendersonville Rd and Interstate 26	20.8	27
Black Mountain	I-40 W and Interstate 26 E	41.1	46
Candler	Interstate 26 E	28.0	35
Enka	Interstate 26 E	25.1	30
Fairview	Cane Creek Rd and Interstate 26 E	21.7	36
Jupiter	Interstate 26 E	41.2	49
Leicester	Interstate 26 E	34.8	43
Montreat	I-40 W and Interstate 26 E	43.4	53
Ridgecrest	I-40 W and Interstate 26 E	43.1	48
Royal Pines	Interstate 26 E	17.2	25
Skyland	Interstate 26 E	17.6	23
Swannanoa	I-40 W and Interstate 26 E	36.4	44
Weaverville	Interstate 26 E	35.3	42
Woodfin	Interstate 26 E	30.2	36
Average		29.7	37

The travel times in the previous table are for good travel conditions. Buncombe County's eastern border is the Eastern Continental Divide and the geography of the county is characterized by mountainous slopes and steep grades. Winter driving conditions in Buncombe County are often hazardous.

Haywood County is also adjacent to Buncombe County, and a six-bed hospice inpatient facility, The Homestead, opened in Clyde in Haywood County in March of 2012. This new facility was planned to serve the residents of Haywood County. Even if there were available beds at this facility, it is not accessible to a majority of the towns in Buncombe County. The typical town in Buncombe County is more than a 30 minute drive from The Homestead facility, in good travel conditions. Sixteen of the 19 communities listed below are more than 30 minutes away, and three are at least 45 minutes away.

**Travel Parameters to
The Homestead Facility in Haywood County from Communities in Buncombe County**

Town	Principle Route	Miles	Minutes
Arden	I-40 W	30.7	34
Asheville	I-40 W	25.5	28
Avery Creek	I-40 W	29.7	36
Barnardsville	Interstate 26 E and I-40 W	43.1	50
Bent Creek	I-40 W	25.6	31
Biltmore Forest	I-40 W	27.8	30
Black Mountain	I-40 W	39.6	42
Candler	I-40 W	16.5	24
Enka	US-19 S/US-23 S/Smokey Park Hwy and I-40	18.9	25
Fairview	I-40 W	35.7	39
Jupiter	I-40 W	39.0	45
Leicester	Newfound Rd	21.9	36
Montreat	I-40 W	41.9	48
Ridgecrest	I-40 W	41.5	44
Royal Pines	I-40 W	31.2	38
Skyland	I-40 W	29.6	33
Swannanoa	I-40 W	34.9	40
Weaverville	I-40 W	33.1	38
Woodfin	I-40 W	28.0	31
Average		31.3	36

Rutherford County is adjacent to Buncombe County, and a hospice inpatient facility, the Hospice House, has operated in Forest City in Rutherford County since September 2004. In 2011, this 10-bed facility was utilized at an 86% occupancy rate. At this occupancy rate, these beds are fully utilized and are not available to relieve the even higher occupancy rate in Buncombe County. Even if there were available beds at this facility, it is not accessible to a majority of the towns in Buncombe County. The typical town in Buncombe County is more than a one hour drive from the Forest City Hospice House in good travel conditions. Sixteen of the 19 communities listed below are more than 60 minutes away, and four are at least 80 minutes away.

**Travel Parameters to
The Hospice House in Rutherford County from Communities in Buncombe County**

Town	Principle Route	Miles	Minutes
Arden	Interstate 26 E and US-74 E	52.8	59
Asheville	Interstate 26 E and US-74 E	60.7	71
Avery Creek	Interstate 26 E and US-74 E	55.7	63
Barnardsville	Interstate 26 E and US-74 E	82.3	92
Bent Creek	Interstate 26 E and US-74 E	57.5	66
Biltmore Forest	Interstate 26 E and US-74 E	57.8	66
Black Mountain	I-40 E and US-221 S	45.3	55
Candler	Interstate 26 E and US-74 E	65.0	73
Enka	Interstate 26 E and US-74 E	62.1	69
Fairview	US-74 Alt E	39.0	62
Jupiter	Interstate 26 E and US-74 E	78.2	87
Leicester	Interstate 26 E and US-74 E	71.8	82
Montreat	I-40 E and US-221 S	46.9	61
Ridgecrest	I-40 E and US-221 S	43.9	54
Royal Pines	Interstate 26 E and US-74 E	54.2	64
Skyland	Interstate 26 E and US-74 E	54.6	62
Swannanoa	I-40 E and US-221 S	50.5	63
Weaverville	Interstate 26 E and US-74 E	72.3	81
Woodfin	Interstate 26 E and US-74 E	67.2	74
Average		58.8	69

McDowell County is adjacent to Buncombe County, but there is no existing hospice inpatient facility in McDowell County. However, the proposed SMFP for 2013 identifies a bed deficit of six beds for McDowell County based on the hospice days of care within McDowell County. Even if a hospice inpatient facility were developed in McDowell County and had available beds not utilized by McDowell County residents, it would not be geographically accessible to the majority of communities in Buncombe County. The typical town in Buncombe County is more than a 50 minute drive from Marion, the principle town of McDowell County, in good travel conditions. Fifteen of the 19 communities listed below are more than 45 minutes away, and three are at least 60 minutes away.

**Travel Parameters to
Potential Hospice Facility in McDowell County from Communities in Buncombe County**

Town	Principle Route	Miles	Minutes
Arden	I-40 E	41.7	52
Asheville	I-40 E and US-221 S	36.9	45
Avery Creek	I-40 E	46.2	61
Barnardsville	I-40 E	56.4	68
Bent Creek	I-40 E	43.2	55
Biltmore Forest	I-40 E	36.8	45
Black Mountain	I-40 E	21.6	29
Candler	I-40 E	44.9	56
Enka	I-40 E	42.0	51
Fairview	I-40 E	39.6	49
Jupiter	I-40 E	52.3	63
Leicester	I-40 E	47.5	59
Montreat	I-40 E	23.2	35
Ridgecrest	I-40 E	20.1	28
Royal Pines	I-40 E	40.5	52
Skyland	I-40 E	40.0	51
Swannanoa	I-40 E	26.7	37
Weaverville	I-40 E	46.4	56
Woodfin	I-40 E	41.2	49
Average		39.3	50

It should be noted that travel from Buncombe County to McDowell County must cross the Eastern Continental Divide which may be a hazardous route at times during the winter months.

Even if there were available beds in all of the existing and potential hospice inpatient facilities in adjacent counties, the combination of these facilities would not provide adequate access to Buncombe County residents. Eight of the 19 communities listed below would not have geographic access to the facilities in adjacent counties within a 30 minute travel time in good driving conditions.

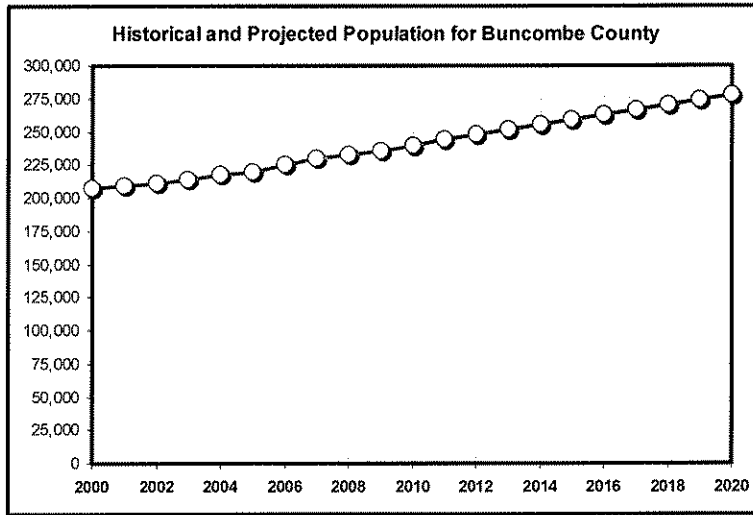
**Travel Times in Minutes in Good Travel Conditions
To Existing and Potential Hospice Inpatient Facilities
From Communities in Buncombe County**

Town	Henderson County	Haywood County	Rutherford County	McDowell County	Minimum One Way Travel Minutes
Arden	20	34	59	52	20
Asheville	33	28	71	45	28
Avery Creek	25	36	63	61	25
Barnardsville	54	50	92	68	50
Bent Creek	28	31	66	55	28
Biltmore Forest	27	30	66	45	27
Black Mountain	46	42	55	29	29
Candler	35	24	73	56	24
Enka	30	25	69	51	25
Fairview	36	39	62	49	36
Jupiter	49	45	87	63	45
Leicester	43	36	82	59	36
Montreat	53	48	61	35	35
Ridgecrest	48	44	54	28	28
Royal Pines	25	38	64	52	25
Skyland	23	33	62	51	23
Swannanoa	44	40	63	37	37
Weaverville	42	38	81	56	38
Woodfin	36	31	74	49	31
Average	37	53	59	40	31

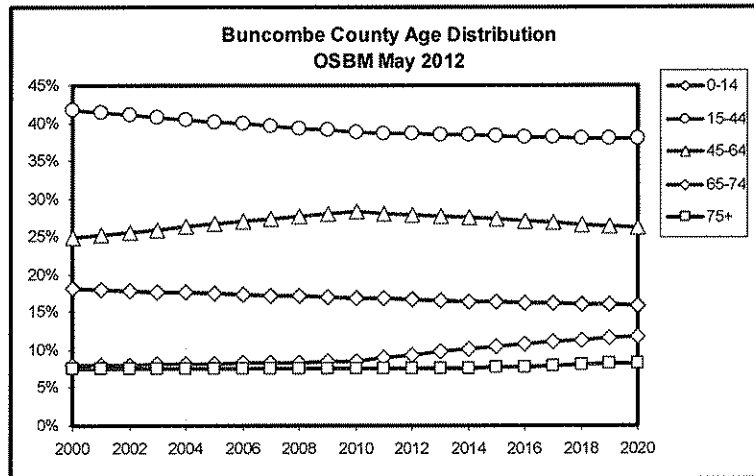
In summary, the existing and potential hospice inpatient facilities in counties adjacent to Buncombe County, separately or together, do not provide adequate geographical accessibility to the residents of Buncombe County. Even if there were available beds at these facilities, the lack of geographic access would not relieve the high occupancy at the 20-bed Buncombe County hospice inpatient facility.

Demographics

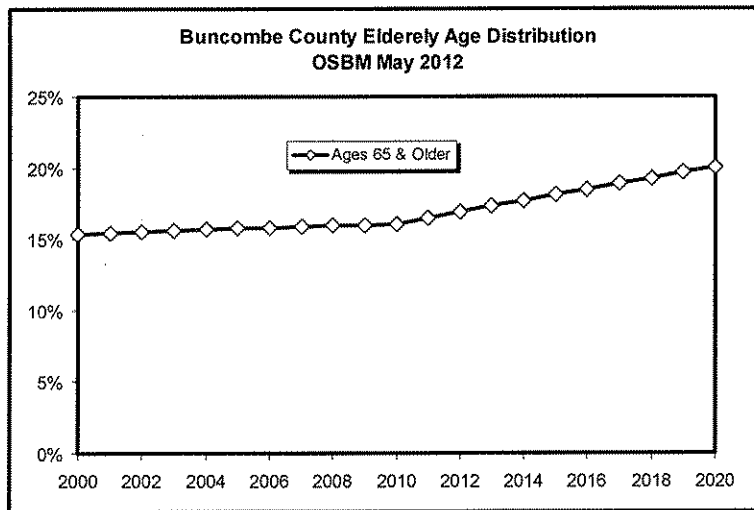
Buncombe County's population is projected to increase by 16.1%, from 2000 to 2010, to a total of about 275,000 persons, according to the Office of State Budget and Management (OSBM). This is well in excess of the projected increase in total state population of 10.9%.



The fastest growing segment of the population is projected to be persons 65 and older.



Persons 65 and older account for about 75 percent of all deaths. This population is projected to increase from about 15% of the Buncombe County population in 2010 to about 20% by 2020.



The demands for hospice care are likely to increase with the rapid aging of the population. If this petition is not granted, the available inpatient hospice resources will not be able to keep pace with the projected increase in need.

The Petitioners believe that the requested adjustment is consistent with the three Basic Principles in the proposed 2013 State Medical Facilities Plan – (1) Safety and Quality, (2) Access, (3) Value.

Safety and Quality -- Basic Principle

The inpatient level of hospice care is utilized by from 20 to 30% of all hospice patients at some time during their episode of care. The inpatient level of care is intended to address pain and symptoms that cannot be managed in other settings. Less than 10% of the hospice days of care are at the inpatient level, but when the inpatient level of care is needed, it is vital that the care be available and accessible. If inpatient beds are not available or accessible, the quality of care will be diminished, since the proper level of care cannot be delivered. If this petition is not granted, patients in need of inpatient hospice care will have to be managed in other settings that are not as effective or appropriate and that and that may be much more expensive than an inpatient hospice facility.

Access -- Basic Principle

The residents of Buncombe County have geographic access to the Solace Center in Asheville. However, because these beds are occupied at about a 90% rate, a bed may not be available when needed. As a result, patients may have to remain in the more expensive, and less appropriate acute care hospital setting, or must remain at home where their pain and symptoms may not be effectively managed. Other facilities in adjacent counties may have available beds, though this cannot be guaranteed. However, even if there were available beds in adjacent counties, these facilities do not provide adequate geographic access as demonstrated herein. If this petition is not granted, the residents of Buncombe County will not have access to the hospice inpatient beds that they need to relieve the high occupancies at the Solace Center in Buncombe County.

Value -- Basic Principle

The SHCC defines health care value as the maximum health care benefit per dollar expended. Hospice care has been demonstrated to be the highest quality care alternative for many persons at the end of life and is also less costly than conventional medical care. A 2007 Duke University study reported in *Social Science & Medicine* found that hospice use reduced Medicare program expenditures during the last year of life by an average of \$2,039 per hospice user. If this petition is not granted, inpatient hospice care will not be both available and accessible to residents of Buncombe County. The result will be lower quality of care for county residents at the end of life and higher costs for the health care system.

Support from the Community

The residents of Buncombe County and their health care providers value and effectively utilize inpatient hospice care. Support from the community for this petition is documented by letters included as Attachment B to this petition.

Summary

Hospice inpatient beds in Buncombe County are efficiently and effectively utilized to the benefit of Buncombe County residents and to the health system as a whole. Care Partners Hospice and Four Seasons Hospice, the two principle hospice care providers to residents of Buncombe County, join in requesting an adjusted need determination for six hospice inpatient beds be made for Buncombe County. This adjustment will permit applications for additional beds to be considered, and -- if an application is approved -- the development process can proceed without delay. If this petition is not granted, the development of needed beds would be delayed and some patients and families would not have access to a crucial level of care at the end-of-life.

ATTACHMENT A

PROPOSED STATE MEDICAL FACILITIES PLAN FOR 2013

CHAPTER 13: HOSPICE SERVICES

2013

STATE HEALTH COORDINATING COUNCIL

PROPOSED

STATE
MEDICAL
FACILITIES
PLAN



Chapter 13:

Hospice Services

CHAPTER 13

HOSPICE SERVICES

Summary of Hospice Services and Supply

In June 2012, there were 257 hospice facilities (including hospice home care facilities, hospice inpatient, and residential facilities) listed as being separately licensed in North Carolina according to the North Carolina Division of Health Service Regulation.

According to the hospice licensure law, as passed by the N.C. General Assembly in 1984, a hospice must provide home care services to terminally ill patients with a life expectancy generally not to exceed six months and their families, with provision for inpatient care or hospice residential care, as long as hospice inpatient is provided directly or through a contractual agreement. Data reported on the 2012 Licensure Renewal Applications indicate that 38,743 hospice patients were served in 2010-2011.

There are 39 hospice inpatient facilities (comprising 376 licensed beds) located in North Carolina, providing acute symptom control and pain management for hospice patients. Of the 39 facilities, 38 are free-standing hospice inpatient units located in Alamance, Buncombe, Burke, Caldwell, Catawba, Cleveland, Columbus, Cumberland, Davidson, Duplin, Durham, Forsyth, Gaston, Guilford, Harnett, Haywood, Henderson, Iredell, Johnston, Mecklenburg, Moore, New Hanover, Orange, Pitt, Randolph, Robeson, Rockingham, Rutherford, Scotland, Surry, Union, Wake and Wayne counties. One hospital has a hospice inpatient unit as a part of the hospital, located in Mecklenburg County. Hospice inpatient facilities located in Brunswick, Carteret, Cleveland, Gaston, Guilford, Iredell, Mecklenburg, New Hanover, Richmond, Robeson, Rowan, Stokes and Wake counties will add a total of 98 beds.

There are 27 hospice residential facilities (comprising 191 licensed beds) currently providing residential hospice care for patients who have frail and elderly caregivers or who live alone. These facilities are located in Alamance, Buncombe, Burke, Cabarrus, Caldwell, Catawba, Cleveland, Davidson, Duplin, Forsyth, Gaston, Guilford, Iredell, Johnston, Mecklenburg, Randolph, Richmond, Rockingham, Rutherford, Scotland, Surry, Union, Wake and Wayne counties. Hospice residential facilities being developed in Carteret, Cleveland, Gaston, Rowan and Stokes counties will add a total of 11 beds.

Changes from the Previous Plan

No substantive changes have been made in the assumptions and methodology. For the North Carolina Proposed 2013 State Medical Facilities Plan references to dates have been advanced one year.

Basic Assumptions of the Method

Hospice Home Care Offices:

1. County mortality (death) rates for the most recent years (2006-2010) are used as the basis for hospice patient need projection. The five-year death rate for 2006-2010 is used as an indicator of deaths from all sites in each county and is not affected by changes in actual deaths from year to year.
2. Because previous years' data are used as the basis for projections, the two-year trailing average growth rate in statewide number of deaths served should be calculated over the previous three years and applied to the current reported number of deaths served to project changes in the capacity of existing agencies to serve deaths from each county by the target year. Hospice deaths served will not be projected to exceed 60 percent of total deaths.
3. Median projected hospice deaths is projected by applying a projected statewide median percent of deaths served by hospice to projected deaths in each county. Projected statewide median percent of deaths served should be calculated by applying the two-year trailing average growth rate in the statewide median percent of deaths served over the previous three years to the current statewide median percent of deaths served.
4. An additional hospice is indicated if: 1) the county's deficit is 90 or more, and 2) the number of licensed hospice home care offices located in the county per 100,000 population is three or less.

Hospice Inpatient Beds:

1. Because previous years' data are used as the basis for projections, the two-year trailing average growth rate in statewide hospice admissions should be calculated over the previous three years and applied to the current reported number of hospice admissions to project total hospice admissions.
2. Total projected admissions and the lower of the statewide median average length of stay per admission and each county's average length of stay per admission are used as the basis for projecting estimated inpatient days for each county.
3. Six percent of total estimated days of care in each county is used as a basis for estimating days of care in licensed inpatient hospice facility beds.

Hospice Residential Beds:

Rules for hospice residential beds were adopted by the Medical Care Commission in 1991. This category of beds does not have a methodology to project need and no need methodology was recommended for the North Carolina Proposed 2013 State Medical Facilities Plan.

Sources of Data

Population:

Estimates and projections of population were obtained from the North Carolina Office of State Budget and Management.

Estimated active duty military population numbers were excluded for any county with more than 500 active duty military personnel. These estimates were obtained from the category of "Employment Status-Armed Forces" in the "Selected Economic Characteristics" portion of the American Community Survey 2010 5-year Estimates, which replaced the long form portion of the United States Census, from which military population numbers were previously obtained.

Number of Deaths and Death Rates:

Deaths and death rates are from "Selected Vital Statistics for 2010 and 2006-2010, Vol. 1" published by the North Carolina Department of Health and Human Services, State Center for Health Statistics.

Utilization and Licensed Offices:

Total reported hospice patient deaths, admissions, days of care and licensed offices by county were compiled from the "2012 Annual Data Supplement to Licensure Application" as submitted to the North Carolina Department of Health and Human Services, Division of Health Service Regulation by existing licensed hospices and by home care agencies and health departments who meet the requirements of the rules for hospice licensure.

Application of the Standard Methodology

The steps in applying the projection methods are as follows:

Hospice Home Care Offices:

- Step 1: The 2006-2010 death rate/1000 population is entered.
- Step 2: The estimated 2014 population of each county is entered with adjustments for the counties with more than 500 active duty military personnel.
- Step 3: Projected 2014 deaths for each county is calculated by multiplying the county death rate (Step 1) by the 2014 estimated population (Step 2) divided by 1,000.
- Step 4: The total number of reported hospice patient deaths, by county of patient residence, from annual data supplements to licensure applications is entered.
- Step 5: The "Two-Year Trailing Average Growth Rate in Statewide Number of Deaths Served" over the previous three years is calculated.

Year	Statewide Number Deaths Served	Growth
2009	27,533	
2010	30,075	9.2%
2011	31,841	5.9%
Two-Year Trailing Average Growth Rate		7.6%

Step 6a: 2014 number of hospice deaths served at two-year trailing average growth rate is calculated by multiplying the number of reported hospice deaths (Step 4) by the statewide two-year trailing average growth rate for deaths served for three years (Step 5) (Number of reported deaths x 107.6% x 107.6% x 107.6%).

Step 6b: 2014 number of hospice deaths served limited to 60 percent is calculated by multiplying the projected 2014 deaths for each county (Step 2) by 60 percent.

Step 6c: Projected 2014 number of hospice deaths served is determined to be the lower of:

- a. Projected 2014 number of hospice deaths served at two-year trailing average growth rate (Step 6a), or;
- b. Projected 2014 number of hospice deaths served limited to 60 percent (Step 6b).

Step 7: The “Two-Year Trailing Average Growth Rate in Statewide Median Percent of Deaths Served” over the previous three years is calculated.

Year	Median Percent of Deaths Served	Growth
2009	31.12%	
2010	34.09%	9.5%
2011	35.23%	3.3%
Two Year Trailing Average Growth Rate		6.4%

Step 8: The projected median statewide percent of deaths served is calculated by multiplying the current statewide median percent of deaths served by the statewide two-year trailing average growth rate for median percent of deaths served (Step 7) for three years (statewide median percent of deaths served x 106.4% x 106.4% x 106.4%).

Step 9: Median projected 2014 hospice deaths is calculated by multiplying projected 2014 deaths (Step 3) by the projected statewide median percent of deaths served (Step 8).

Step 10: In counties for which additional hospice home care office need determinations were made, determine the difference between 90 and the

number of hospice patient deaths reported by each new office in the county for which a need determination was made. If a new office reports more than 90 hospice patient deaths in the county for which a need determination was made, the office's reported number of hospice patient deaths is not adjusted for that county. If a new office reported fewer than 90 hospice patient deaths in the county for which a need determination was made, an adjustment "placeholder" equal to the difference between the reported number of hospice patient deaths and 90 is used. The adjustment "placeholder" is made through the third annual Plan following either: a) issuance of the certificate of need if the approved applicant had a hospice home care office in the county prior to the issuance of the certificate; or, b) certification of the new office that received the certificate of need in the county for which a need determination was made if the approved applicant did not have an existing hospice home care office in the county prior to the issuance of the certificate.

- Step 11: Project the number of patients in need (deficit or surplus) by subtracting the median projected 2014 hospice deaths (Step 9) for each county from the projected 2014 number of hospice deaths served (Step 6c) plus any adjustment (Step 10).
- Step 12: The number of licensed hospice home care offices located in each county from annual data supplements to licensure applications is entered.
- Step 13: The number of licensed hospice home care offices per 100,000 population for each county is calculated by dividing the number of licensed hospice offices (Step 12) by the 2014 estimated population (Step 2) divided by 100,000.
- Step 14: A need determination would be made for a county if both of the following are true:
- a. The county's deficit (Step 11) is 90 or more, and;
 - b. The county's number of licensed hospice home care offices per 100,000 population (Step 13) is three or less.

A hospice office's service area is the hospice planning area in which the hospice office is located. Each of the 100 counties in the state is a separate hospice planning area.

Hospice Inpatient Beds:

- Step 1: The total number of reported hospice admissions, by county of patient residence, from annual data supplements to licensure applications is entered.
- Step 2: The total number of days of care, by county of patient residence, from annual data supplements to licensure applications is entered.

Step 3: The average length of stay per admission (ALOS) is calculated by dividing total days of care (Step 2) by total admissions (Step 1).

Step 4: The “Two-Year Trailing Average Growth Rate in Statewide Number of Admissions” over the previous three years is calculated.

Year	Statewide Hospice Admissions	Growth
2009	33,460	
2010	35,403	5.8%
2011	38,743	9.4%
Two-Year Trailing Average Growth Rate		7.6%

Step 5: Total 2016 admissions is calculated for each county by multiplying the total admissions (Step 1) by the statewide two-year trailing average growth rate for hospice admissions (Step 4) for five years (total admissions x 107.6% x 107.6% x 107.6% x 107.6% x 107.6%).

Step 6a: 2016 days of care at the county ALOS is calculated by multiplying the total 2016 admissions (Step 5) by the ALOS per admission for each county (Step 3).

Step 6b: 2016 days of care at the statewide ALOS is calculated by multiplying the total 2016 admissions (Step 5) by the statewide median ALOS per admission.

Step 6c: Projected 2016 days of care for inpatient estimates is determined to be the lower of:

- a. 2016 days of care at the county ALOS (Step 6a), or;
- b. 2016 days of care at the statewide ALOS (Step 6b).

Step 7: Projected 2016 inpatient days is calculated for each county by multiplying the projected 2016 days of care for inpatient estimates (Step 6c) by 6 percent.

Step 8: Projected inpatient hospice beds is calculated by dividing 2016 projected inpatient days (Step 7) by 365 days and then dividing by 0.85 to adjust for a targeted 85 percent occupancy.

Step 9: Adjust the projected inpatient hospice beds (Step 8) by the number of licensed hospice beds in each county, certificate of need approved/licensure pending beds, and beds available in previous Plans.

Step 10: Calculate occupancy rates of existing hospice inpatient facilities based on 2012 annual data supplements to licensure application.

- Step 11: Adjust projected beds in Step 9 for occupancy rates of existing facilities in counties (Step 10) that are not at 85 percent occupancy. Indicate for such counties either zero or the deficit indicated in Step 9, whichever is greater. Further adjustments are made for certificate of need approved closures.
- Step 12: For single counties with a projected deficit of six or more hospice inpatient beds, applications for single county Hospice Inpatient Units will be considered. The single county need equals the projected deficit.

A hospice inpatient facility bed's service area is the hospice inpatient facility bed planning area in which the bed is located. Each of the 100 counties in the state is a separate hospice inpatient facility bed planning area.

The Long-Term and Behavioral Health Committee and the State Health Coordinating Council will consider petitions for adjusted need determinations that are filed in accordance with provisions outlined in Chapter 2 of the State Medical Facilities Plan. Applicants for certificates of need are encouraged to contact the Certificate of Need Section to arrange pre-application conferences prior to submission of applications.

Table 13A: Hospice Data by County of Patient Origin - 2011 Data - Proposed 2013 SMFP

Lic. #	Facility County	Facility Name	Admissions	Days of Care	Deaths
Agencies or Offices serving residents of Alamance					
HC0361	Alamance	Hospice and Palliative Care Center of Alamance-Caswell	767	72,933	632
HOS3063	Alamance	Community Home Care & Hospice	58	10,667	33
HOS3823	Alamance	Amedisys Hospice	41	2,997	16
HOS3049	Alamance	Liberty Home Care and Hospice	25	2,593	19
HOS0021	Durham	Duke Hospice	11	866	11
HOS0370	Chatham	UNC Hospice	4	363	2
HOS3269	Nash	United Hospice of Eastern Carolina	5	317	4
HOS2983	Chatham	Community Home Care and Hospice	4	100	2
HC0374	Guilford	Hospice and Palliative Care of Greensboro	2	58	1
HOS2281	Wake	Heartland Home Health Care and Hospice	0	16	0
HOS3148	Guilford	Hospice & Palliative Care Greensboro			
Alamance Totals			917	90,910	720
Agencies or Offices serving residents of Alexander					
HOS0367	Catawba	Palliative Care Center & Hospice of Catawba Valley, Inc.	44	6,407	41
HC0362	Alexander	Hospice and Home Care of Alexander County, Inc.	57	4,123	48
HOS0387	Iredell	Hospice of Iredell County, Inc.	51	2,002	50
HOS0113	Buncombe	CarePartners Hospice & Palliative Care Services	11	396	6
HOS0407	Wilkes	Hospice of Wilkes Regional Medical Center	0	1	1
Alexander Totals			163	12,929	146
Agencies or Offices serving residents of Alleghany					
HOS1123	Alleghany	High Country Health Care System	43	6,450	31
HOS1001	Surry	Mountain Valley Hospice and Palliative Care	10	1,257	5
HC0409	Forsyth	Hospice & Palliative CareCenter	2	7	2
HOS0185	Caldwell	Caldwell Hospice and Palliative Care, Inc	1	5	1
Alleghany Totals			56	7,719	39
Agencies or Offices serving residents of Anson					
HOS3064	Anson	Liberty Home Care and Hospice	17	2,066	11
HOS0405	Union	Hospice of Union County	32	1,936	26
HOS3007	Richmond	Community Home Care & Hospice	10	1,561	3
HOS3116	Union	Community Home Care & Hospice	5	614	5
HC0424	Richmond	Richmond County Hospice, Inc.	7	364	5
HC1869	Anson	Anson Community Hospice, Inc.	7	364	5
HOS0402	Stanly	Hospice of Stanly County, Inc	2	118	0
HOS3132	Mecklenburg	Hospice & Palliative Care Charlotte Region	1	14	0
Anson Totals			81	7,037	55
Agencies or Offices serving residents of Ashe					
HOS1124	Ashe	High Country Health Care System	106	9,278	86
HOS0185	Caldwell	Caldwell Hospice and Palliative Care, Inc	1	1	1
Ashe Totals			107	9,279	87
Agencies or Offices serving residents of Avery					
HOS0363	Avery	Medi Home Hospice	69	4,964	40
HOS0832	Mitchell	The Hospice & Palliative Care Center of Mitchell County	9	730	7
HOS0364	Burke	Burke Hospice and Palliative Care, Inc.	2	57	1
HOS0113	Buncombe	CarePartners Hospice & Palliative Care Services	1	1	1

Figures were taken from the 2012 Hospice Data Supplements. Data were self-reported to the Medical Facilities Planning Branch.

Table 13A: Hospice Data by County of Patient Origin - 2011 Data - Proposed 2013 SMFP

Lic. #	Facility County	Facility Name	Admissions	Days of Care	Deaths
Avery Totals			81	5,752	49
Agencies or Offices serving residents of Beaufort					
HOS2516	Beaufort	Community Home Care and Hospice	177	16,158	115
HOS0331	Pitt	AseraCare Hospice	46	2,985	33
HOS3347	Craven	United Hospice of Coastal Carolina	9	1,204	6
HOS1711	Pitt	University Health Systems Home Health and Hospice	32	1,171	33
HC0228	Wayne	3HC	1	27	1
HC0509	Pitt	3HC	1	12	1
Beaufort Totals			266	21,557	189
Agencies or Offices serving residents of Bertie					
HOS0425	Hertford	University Health Systems Home Health and Hospice	59	1,983	52
HOS3008	Martin	Community Care & Hospice	14	946	7
HOS1711	Pitt	University Health Systems Home Health and Hospice	8	32	8
Bertie Totals			81	2,961	67
Agencies or Offices serving residents of Bladen					
HOS0415	Bladen	Lower Cape Fear Hospice, Inc.	66	7,418	60
HOS1945	Bladen	Community Home Care & Hospice	59	4,089	25
HOS2007	Columbus	Liberty Home Care and Hospice	15	1,133	4
HOS2861	Robeson	Native Angels Hospice	6	714	5
HOS3011	Columbus	Community Home Care & Hospice	29	696	1
HOS1599	Robeson	Southeastern Hospice	18	384	17
HOS2003	Bladen	Liberty Home Care and Hospice	1	220	2
HC0283	Cumberland	Cape Fear Valley HomeCare and Hospice	2	162	1
HC4027	Robeson	HealthKeeperz	2	144	0
HOS3346	Johnston	United Hospice of Eastern Carolina, Smithfield	1	80	0
HOS3054	Sampson	Liberty Home Care and Hospice	3	54	3
Bladen Totals			202	15,094	118
Agencies or Offices serving residents of Brunswick					
HOS0414	Brunswick	Lower Cape Fear Hospice, Inc.	436	40,415	374
HOS2006	Brunswick	Liberty Home Care and Hospice	82	4,893	70
HOS3010	Brunswick	Community Home Care and Hospice	31	1,938	22
HOS3011	Columbus	Community Home Care & Hospice	4	220	2
Brunswick Totals			553	47,466	468
Agencies or Offices serving residents of Buncombe					
HOS0113	Buncombe	CarePartners Hospice & Palliative Care Services	1,065	72,186	943
HOS0386	Henderson	Four Seasons Hospice & Palliative Care	200	15,846	154
HOS0400	Rutherford	Hospice of Rutherford County, Inc	2	328	1
HOS3825	Haywood	The Homestead at MedWest	0	202	0
HC0419	Madison	Madison Home Care & Hospice	2	120	1
Buncombe Totals			1,269	88,682	1,099
Agencies or Offices serving residents of Burke					
HOS0364	Burke	Burke Hospice and Palliative Care, Inc.	554	33,087	472
HOS0367	Catawba	Palliative Care Center & Hospice of Catawba Valley, Inc.	57	7,507	46
HOS0363	Avery	Medi Home Hospice	14	919	5
HOS0185	Caldwell	Caldwell Hospice and Palliative Care, Inc	8	693	7

Figures were taken from the 2012 Hospice Data Supplements. Data were self-reported to the Medical Facilities Planning Branch.

Table 13A: Hospice Data by County of Patient Origin - 2011 Data - Proposed 2013 SMFP

Lic. #	Facility County	Facility Name	Admissions	Days of Care	Deaths
HOS0113	Buncombe	CarePartners Hospice & Palliative Care Services	0	138	0
HOS0400	Rutherford	Hospice of Rutherford County, Inc	1	27	0
HOS0832	Mitchell	The Hospice & Palliative Care Center of Mitchell County	1	4	0
Burke Totals			635	42,375	530
Agencies or Offices serving residents of Cabarrus					
HOS0365	Cabarrus	Hospice & Palliative Care of Cabarrus County	563	48,300	513
HOS1445	Mecklenburg	Presbyterian Hospice	6	1,336	9
HOS3918	Rowan	Rowan Regional Hospice	5	685	4
HOS1702	Mecklenburg	Hospice & Palliative Care Lake Norman	13	681	7
HOS3132	Mecklenburg	Hospice & Palliative Care Charlotte Region	8	549	6
HOS0402	Stanly	Hospice of Stanly County, Inc	3	333	2
HOS4436	Mecklenburg	Hospice & Palliative Care Charlotte Region	2	291	2
HOS2425	Rowan	Rowan Hospice & Palliative Care	2	207	2
HOS3116	Union	Community Home Care & Hospice	1	115	1
Cabarrus Totals			603	52,497	546
Agencies or Offices serving residents of Caldwell					
HOS0185	Caldwell	Caldwell Hospice and Palliative Care, Inc	497	47,519	434
HOS0367	Catawba	Palliative Care Center & Hospice of Catawba Valley, Inc.	23	3,355	29
HOS0364	Burke	Burke Hospice and Palliative Care, Inc.	6	155	4
Caldwell Totals			526	51,029	467
Agencies or Offices serving residents of Camden					
HOS3301	Pasquotank	Community Home Care & Hospice	1	1,074	3
HOS1677	Pasquotank	Albemarle Hospice	18	597	20
Camden Totals			19	1,671	23
Agencies or Offices serving residents of Carteret					
HOS0613	Carteret	Hospice of Carteret County	145	8,102	118
HOS2998	Carteret	Community Home Care and Hospice	52	4,479	21
HOS3048	Carteret	Liberty Home Care and Hospice	32	1,958	21
HOS3238	Craven	Continuum Home Care & Hospice of Craven County	11	713	8
HOS3347	Craven	United Hospice of Coastal Carolina	4	291	1
HOS2005	Onslow	Liberty Home Care and Hospice	1	194	0
HC1209	Onslow	Continuum Home Care and Hospice	2	94	1
HOS1711	Pitt	University Health Systems Home Health and Hospice	3	15	3
HC0228	Wayne	3HC	1	9	1
HOS0416	New Hanover	Lower Cape Fear Hospice, Inc	1	2	1
Carteret Totals			252	15,857	175
Agencies or Offices serving residents of Caswell					
HC0361	Alamance	Hospice and Palliative Care Center of Alamance-Caswell	75	8,827	59
HOS3063	Alamance	Community Home Care & Hospice	13	1,114	7
HOS3823	Alamance	Amedisys Hospice	6	400	3
HOS0398	Rockingham	Hospice of Rockingham County, Inc	1	359	4
HOS3049	Alamance	Liberty Home Care and Hospice	3	280	2
HOS3269	Nash	United Hospice of Eastern Carolina	1	71	1
Caswell Totals			99	11,051	76

Figures were taken from the 2012 Hospice Data Supplements. Data were self-reported to the Medical Facilities Planning Branch.

Table 13A: Hospice Data by County of Patient Origin - 2011 Data - Proposed 2013 SMFP

Lic. #	Facility County	Facility Name	Admissions	Days of Care	Deaths
Agencies or Offices serving residents of Catawba					
HOS0367	Catawba	Palliative Care Center & Hospice of Catawba Valley, Inc.	903	65,832	838
HOS0364	Burke	Burke Hospice and Palliative Care, Inc.	17	1,813	8
HOS0389	Lincoln	Hospice & Palliative Care Lincoln County	10	1,285	4
HOS0185	Caldwell	Caldwell Hospice and Palliative Care, Inc	22	956	17
HC0812	Gaston	Hospice of Gaston County, Inc.	0	365	0
HOS1338	Iredell	Hospice of Iredell County, Inc	14	178	14
HOS1702	Mecklenburg	Hospice & Palliative Care Lake Norman	1	66	1
HC0409	Forsyth	Hospice & Palliative CareCenter	1	6	1
HOS4436	Mecklenburg	Hospice & Palliative Care Charlotte Region	1	2	1
Catawba Totals			969	70,503	884
Agencies or Offices serving residents of Chatham					
HOS2983	Chatham	Community Home Care and Hospice	88	12,541	63
HOS0370	Chatham	UNC Hospice	136	7,198	117
HOS0021	Durham	Duke Hospice	17	2,309	14
HOS3346	Johnston	United Hospice of Eastern Carolina, Smithfield	5	1,214	1
HOS3149	Chatham	Liberty Home Care and Hospice	25	959	15
HC0397	Randolph	Hospice of Randolph County, Inc.	2	324	1
HOS2281	Wake	Heartland Home Health Care and Hospice	1	316	1
HOS3827	Durham	Amedisys Hospice	1	153	0
HC0361	Alamance	Hospice and Palliative Care Center of Alamance-Caswell	5	117	4
HOS3086	Lee	Liberty Home Care and Hospice	2	57	2
HC2351	Moore	Community Home Care & Hospice	1	41	0
HC0374	Guilford	Hospice and Palliative Care of Greensboro	1	37	1
HOS3135	Chatham	Hospice of Wake County, Inc	2	4	1
HOS1581	Guilford	Hospice of the Piedmont, Inc	1	3	1
HOS3148	Guilford	Hospice & Palliative Care Greensboro			
Chatham Totals			287	25,273	221
Agencies or Offices serving residents of Cherokee					
HC0275	Cherokee	Good Shepherd Home Health and Hospice Agency, Inc.	71	2,634	60
HOS4339	Cherokee	Community Home Care and Hospice	11	424	5
Cherokee Totals			82	3,058	65
Agencies or Offices serving residents of Chowan					
HOS1677	Pasquotank	Albemarle Hospice	34	1,658	23
HOS0425	Hertford	University Health Systems Home Health and Hospice	9	341	7
HOS3301	Pasquotank	Community Home Care & Hospice	5	246	4
HOS1711	Pitt	University Health Systems Home Health and Hospice	3	5	3
Chowan Totals			51	2,250	37
Agencies or Offices serving residents of Clay					
HC0318	Clay	Good Shepherd Home Health and Hospice Agency, Inc.	35	747	32
HOS4339	Cherokee	Community Home Care and Hospice	4	123	3
Clay Totals			39	870	35
Agencies or Offices serving residents of Cleveland					
HOS0371	Cleveland	Hospice & Palliative Care Cleveland County	518	48,985	489
HC0812	Gaston	Hospice of Gaston County, Inc.	14	4,143	11

Figures were taken from the 2012 Hospice Data Supplements. Data were self-reported to the Medical Facilities Planning Branch.

Table 13A: Hospice Data by County of Patient Origin - 2011 Data - Proposed 2013 SMFP

Lic. #	Facility County	Facility Name	Admissions	Days of Care	Deaths
HOS0400	Rutherford	Hospice of Rutherford County, Inc	5	607	5
HOS0367	Catawba	Palliative Care Center & Hospice of Catawba Valley, Inc.	1	121	0
HOS0389	Lincoln	Hospice & Palliative Care Lincoln County	4	99	2
HOS0364	Burke	Burke Hospice and Palliative Care, Inc.	1	21	1
Cleveland Totals			543	53,976	508
Agencies or Offices serving residents of Columbus					
HOS0417	Columbus	Lower Cape Fear Hospice, Inc.	205	20,449	190
HOS2007	Columbus	Liberty Home Care and Hospice	51	7,619	36
HOS3011	Columbus	Community Home Care & Hospice	95	6,980	33
HOS2861	Robeson	Native Angels Hospice	1	365	0
HOS1599	Robeson	Southeastern Hospice	1	6	1
Columbus Totals			353	35,419	260
Agencies or Offices serving residents of Craven					
HOS2302	Craven	Community Home Care and Hospice	107	15,792	89
HOS3347	Craven	United Hospice of Coastal Carolina	110	13,689	95
HC0493	Craven	Craven County Health Department Home Health-Hospice Ag	111	4,620	102
HOS3238	Craven	Continuum Home Care & Hospice of Craven County	24	2,769	27
HC0506	Jones	3HC	18	909	13
HOS2005	Onslow	Liberty Home Care and Hospice	6	334	4
HOS3048	Carteret	Liberty Home Care and Hospice	6	283	2
HOS1711	Pitt	University Health Systems Home Health and Hospice	11	148	11
HOS2984	Lenoir	Community Home Care & Hospice	2	139	1
HOS0331	Pitt	AseraCare Hospice	2	62	1
HOS0613	Carteret	Hospice of Carteret County	2	59	2
HC0228	Wayne	3HC	3	50	3
Craven Totals			402	38,854	350
Agencies or Offices serving residents of Cumberland					
HC1331	Cumberland	Community Home Care & Hospice	300	26,130	200
HC0283	Cumberland	Cape Fear Valley HomeCare and Hospice	173	20,739	139
HOS2004	Cumberland	Liberty Home Care and Hospice	92	8,885	53
HOS3346	Johnston	United Hospice of Eastern Carolina, Smithfield	47	7,416	41
HOS2861	Robeson	Native Angels Hospice	55	4,285	19
HC0359	Cumberland	HealthKeeperz	35	2,701	0
HOS3412	Cumberland	Carrol S. Roberson Center	167	1,167	158
HC0255	Sampson	3HC	25	1,098	15
HOS2048	Harnett	Community Home Care & Hospice	15	426	4
HOS3066	Robeson	Liberty Home Care and Hospice	1	180	0
HOS4088	Johnston	Johnston Memorial Home Care and Hospice	2	164	1
HOS3054	Sampson	Liberty Home Care and Hospice	2	93	0
HC1844	Sampson	Community Home Care & Hospice	1	90	1
HOS1599	Robeson	Southeastern Hospice	1	48	5
HOS3067	Harnett	Liberty Home Care and Hospice	1	32	0
HC0228	Wayne	3HC	2	11	1
HOS2034	Lee	Community Home Care & Hospice	1	10	0
Cumberland Totals			920	73,475	637

Figures were taken from the 2012 Hospice Data Supplements. Data were self-reported to the Medical Facilities Planning Branch.

Table 13A: Hospice Data by County of Patient Origin - 2011 Data - Proposed 2013 SMFP

Lic. #	Facility County	Facility Name	Admissions	Days of Care	Deaths
Agencies or Offices serving residents of Currituck					
HOS1677	Pasquotank	Albemarle Hospice	53	2,442	46
HOS3301	Pasquotank	Community Home Care & Hospice	30	2,166	28
Currituck Totals			83	4,608	74
Agencies or Offices serving residents of Dare					
HC0494	Dare	Dare Home Health and Hospice	79	3,066	65
HOS3302	Hyde	Community Home Care & Hospice	25	1,941	19
HOS3301	Pasquotank	Community Home Care & Hospice	6	85	5
HOS1711	Pitt	University Health Systems Home Health and Hospice	1	8	1
Dare Totals			111	5,100	90
Agencies or Offices serving residents of Davidson					
HOS0372	Davidson	Hospice of Davidson County, Inc.	539	31,678	522
HOS1581	Guilford	Hospice of the Piedmont, Inc	63	5,950	66
HC0409	Forsyth	Hospice & Palliative CareCenter	50	4,390	54
HOS3051	Davidson	Liberty Home Care and Hospice	13	839	11
HC0397	Randolph	Hospice of Randolph County, Inc.	2	593	1
HOS2425	Rowan	Rowan Hospice & Palliative Care	6	560	5
HOS3075	Randolph	Community Home Care & Hospice	7	349	5
HOS3084	Davie	Hospice & Palliative CareCenter	3	286	3
HOS0402	Stanly	Hospice of Stanly County, Inc	1	88	1
HOS3918	Rowan	Rowan Regional Hospice	1	4	1
Davidson Totals			685	44,737	669
Agencies or Offices serving residents of Davie					
HOS3084	Davie	Hospice & Palliative CareCenter	122	12,627	112
HOS3051	Davidson	Liberty Home Care and Hospice	26	3,997	15
HC0409	Forsyth	Hospice & Palliative CareCenter	29	846	66
HOS3273	Iredell	Community Home Care & Hospice	0	459	0
HOS0387	Iredell	Hospice of Iredell County, Inc.	15	252	13
HC1498	Yadkin	Mountain Valley Hospice and Palliative Care	5	101	0
Davie Totals			197	18,282	206
Agencies or Offices serving residents of Duplin					
HC0053	Duplin	Carolina East Home Care & Hospice, Inc	121	11,355	56
HOS2984	Lenoir	Community Home Care & Hospice	9	2,476	3
HC1844	Sampson	Community Home Care & Hospice	25	1,698	14
HOS1302	Wayne	Carolina East Home Care & Hospice, Inc	18	1,352	9
HOS3763	Duplin	Carolina East Hospice Care Center	70	1,003	51
HC0255	Sampson	3HC	10	891	6
HOS3052	Pender	Lower Cape Fear Hospice and Life Care Center	19	822	17
HOS3261	Lenoir	Continuum Home Care & Hospice of Lenoir County	1	367	0
HOS3054	Sampson	Liberty Home Care and Hospice	0	256	1
HC0195	Lenoir	3HC	2	143	1
HOS3345	Pitt	United Hospice of Eastern Carolina, Farmville	2	53	1
HC0228	Wayne	3HC	4	40	4
HOS1711	Pitt	University Health Systems Home Health and Hospice	2	17	1
Duplin Totals			283	20,473	164

Figures were taken from the 2012 Hospice Data Supplements. Data were self-reported to the Medical Facilities Planning Branch.

Table 13A: Hospice Data by County of Patient Origin - 2011 Data - Proposed 2013 SMFP

Lic. #	Facility County	Facility Name	Admissions	Days of Care	Deaths
Agencies or Offices serving residents of Durham					
HOS0021	Durham	Duke Hospice	694	24,036	636
HOS2281	Wake	Heartland Home Health Care and Hospice	47	8,486	45
HOS3827	Durham	Amedisys Hospice	52	4,142	28
HOS2223	Wake	Community Home Care & Hospice	19	2,900	10
HOS3269	Nash	United Hospice of Eastern Carolina	31	2,624	21
HOS3304	Durham	Liberty Home Care and Hospice	28	2,116	17
HOS2958	Durham	Community Home Care and Hospice	33	1,660	15
HOS0370	Chatham	UNC Hospice	23	1,209	15
HOS3126	Durham	Hospice of Wake County, Inc	21	508	18
HC0361	Alamance	Hospice and Palliative Care Center of Alamance-Caswell	5	148	5
HC0507	Johnston	3HC	1	50	1
HC0228	Wayne	3HC	0	5	0
Durham Totals			954	47,884	811
Agencies or Offices serving residents of Edgecombe					
HOS2985	Edgecombe	Community Home Care and Hospice	77	7,919	58
HC0498	Edgecombe	Edgecombe HomeCare & Hospice	31	2,945	25
HOS2424	Nash	Community Home Care & Hospice	14	1,909	10
HOS1711	Pitt	University Health Systems Home Health and Hospice	32	1,631	31
HC0393	Nash	Hospice and Palliative Care of Nash General Hospital	27	1,552	20
HOS3269	Nash	United Hospice of Eastern Carolina	15	1,454	12
HOS0331	Pitt	AseraCare Hospice	12	634	12
HC0508	Wilson	3HC	5	113	4
HOS4088	Johnston	Johnston Memorial Home Care and Hospice	1	5	0
Edgecombe Totals			214	18,162	172
Agencies or Offices serving residents of Forsyth					
HC0409	Forsyth	Hospice & Palliative CareCenter	1,089	101,002	1,081
HOS3295	Stokes	Hospice & Palliative CareCenter	32	3,738	34
HOS3084	Davie	Hospice & Palliative CareCenter	33	3,440	30
HOS3273	Iredell	Community Home Care & Hospice	44	3,368	22
HOS1581	Guilford	Hospice of the Piedmont, Inc	21	2,132	20
HOS3051	Davidson	Liberty Home Care and Hospice	11	527	3
HC0374	Guilford	Hospice and Palliative Care of Greensboro	4	332	3
HC1498	Yadkin	Mountain Valley Hospice and Palliative Care	5	310	4
HOS0372	Davidson	Hospice of Davidson County, Inc.	2	233	1
HOS3148	Guilford	Hospice & Palliative Care Greensboro			
Forsyth Totals			1,241	115,082	1,198
Agencies or Offices serving residents of Franklin					
HOS3826	Franklin	Amedisys Hospice	69	5,003	38
HOS3005	Franklin	Community Home Care & Hospice	38	2,520	25
HOS3125	Franklin	Hospice of Wake County, Inc	29	1,546	23
HOS2561	Vance	Community Home Care & Hospice	6	1,008	1
HOS2281	Wake	Heartland Home Health Care and Hospice	10	546	9
HOS3058	Wake	Liberty Home Care and Hospice	5	411	3
HOS0021	Durham	Duke Hospice	3	272	2

Figures were taken from the 2012 Hospice Data Supplements. Data were self-reported to the Medical Facilities Planning Branch.

Table 13A: Hospice Data by County of Patient Origin - 2011 Data - Proposed 2013 SMFP

Lic. #	Facility County	Facility Name	Admissions	Days of Care	Deaths
HOS3269	Nash	United Hospice of Eastern Carolina	1	86	2
HOS4088	Johnston	Johnston Memorial Home Care and Hospice	2	29	2
HOS1711	Pitt	University Health Systems Home Health and Hospice	1	3	1
Franklin Totals			164	11,424	106
Agencies or Offices serving residents of Gaston					
HC0812	Gaston	Hospice of Gaston County, Inc.	902	49,072	822
HOS0389	Lincoln	Hospice & Palliative Care Lincoln County	39	5,456	33
HOS0371	Cleveland	Hospice & Palliative Care Cleveland County	40	3,819	43
HOS1445	Mecklenburg	Presbyterian Hospice	16	1,523	9
HOS3132	Mecklenburg	Hospice & Palliative Care Charlotte Region	14	1,298	9
HOS4436	Mecklenburg	Hospice & Palliative Care Charlotte Region	2	412	0
HOS0367	Catawba	Palliative Care Center & Hospice of Catawba Valley, Inc.	2	78	1
HOS1702	Mecklenburg	Hospice & Palliative Care Lake Norman	1	2	1
HOS3273	Iredell	Community Home Care & Hospice	1	2	1
Gaston Totals			1,017	61,662	919
Agencies or Offices serving residents of Gates					
HOS1677	Pasquotank	Albemarle Hospice	16	606	17
HOS3301	Pasquotank	Community Home Care & Hospice	7	504	6
HOS0425	Hertford	University Health Systems Home Health and Hospice	9	427	9
Gates Totals			32	1,537	32
Agencies or Offices serving residents of Graham					
HC0157	Jackson	WestCare Home Health and Hospice Services	13	788	5
HOS4339	Cherokee	Community Home Care and Hospice	3	55	2
HC0275	Cherokee	Good Shepherd Home Health and Hospice Agency, Inc.	1	16	1
Graham Totals			17	859	8
Agencies or Offices serving residents of Granville					
HOS2561	Vance	Community Home Care & Hospice	44	3,500	32
HOS0021	Durham	Duke Hospice	53	3,415	47
HOS3826	Franklin	Amedisys Hospice	26	1,949	20
HOS3269	Nash	United Hospice of Eastern Carolina	7	685	5
HOS2281	Wake	Heartland Home Health Care and Hospice	3	374	2
HOS3304	Durham	Liberty Home Care and Hospice	2	324	1
HOS3827	Durham	Amedisys Hospice	1	82	1
HOS3133	Granville	Hospice of Wake County, Inc	1	9	0
Granville Totals			137	10,338	108
Agencies or Offices serving residents of Greene					
HOS2984	Lenoir	Community Home Care & Hospice	39	3,755	28
HOS2241	Wilson	Community Home Care & Hospice	21	2,464	12
HOS1711	Pitt	University Health Systems Home Health and Hospice	10	607	8
HOS3345	Pitt	United Hospice of Eastern Carolina, Farmville	3	520	3
HC0195	Lenoir	3HC	10	282	9
HOS3261	Lenoir	Continuum Home Care & Hospice of Lenoir County	1	71	0
HOS0331	Pitt	AseraCare Hospice	0	53	1
HC0228	Wayne	3HC	6	47	6
HOS0408	Wilson	Hospice of Wilson Medical Center	1	31	1

Figures were taken from the 2012 Hospice Data Supplements. Data were self-reported to the Medical Facilities Planning Branch.

Table 13A: Hospice Data by County of Patient Origin - 2011 Data - Proposed 2013 SMFP

Lic. #	Facility County	Facility Name	Admissions	Days of Care	Deaths
Greene Totals			91	7,830	68
Agencies or Offices serving residents of Guilford					
HC0374	Guilford	Hospice and Palliative Care of Greensboro	727	60,801	631
HOS3148	Guilford	Hospice & Palliative Care Greensboro	260	49,446	237
HOS1581	Guilford	Hospice of the Piedmont, Inc	511	36,991	468
HOS3063	Alamance	Community Home Care & Hospice	68	4,987	26
HOS3049	Alamance	Liberty Home Care and Hospice	29	3,311	20
HOS3823	Alamance	Amedisys Hospice	33	3,252	10
HC0361	Alamance	Hospice and Palliative Care Center of Alamance-Caswell	42	2,827	45
HOS3075	Randolph	Community Home Care & Hospice	25	2,120	22
HC0409	Forsyth	Hospice & Palliative CareCenter	15	986	13
HC0397	Randolph	Hospice of Randolph County, Inc.	5	223	6
HOS3051	Davidson	Liberty Home Care and Hospice	1	119	0
HOS3149	Chatham	Liberty Home Care and Hospice	1	73	1
HOS0398	Rockingham	Hospice of Rockingham County, Inc	1	68	1
HOS0372	Davidson	Hospice of Davidson County, Inc.	1	35	1
Guilford Totals			1,719	165,239	1,481
Agencies or Offices serving residents of Halifax					
HOS3009	Halifax	Community Home Care & Hospice	119	7,722	88
HOS3269	Nash	United Hospice of Eastern Carolina	44	4,426	34
HC0765	Halifax	Home Health and Hospice of Halifax	37	3,270	27
HOS3256	Halifax	Continuum Home Care & Hospice of Halifax County	22	2,531	17
HOS2424	Nash	Community Home Care & Hospice	1	635	2
HC0393	Nash	Hospice and Palliative Care of Nash General Hospital	11	530	10
HOS0425	Hertford	University Health Systems Home Health and Hospice	2	22	0
HOS2985	Edgecombe	Community Home Care and Hospice	1	8	0
HOS1711	Pitt	University Health Systems Home Health and Hospice	3	8	3
Halifax Totals			240	19,152	181
Agencies or Offices serving residents of Harnett					
HOS0375	Harnett	Hospice of Harnett County, Inc	111	7,451	76
HOS3067	Harnett	Liberty Home Care and Hospice	51	6,836	31
HOS2048	Harnett	Community Home Care & Hospice	66	5,688	48
HOS2034	Lee	Community Home Care & Hospice	74	1,658	30
HOS3069	Johnston	Liberty Home Care and Hospice	11	820	8
HC0255	Sampson	3HC	15	772	8
HOS3690	Harnett	E. Carlton Powell Hospice Center	117	764	98
HOS2281	Wake	Heartland Home Health Care and Hospice	4	582	3
HC0283	Cumberland	Cape Fear Valley HomeCare and Hospice	9	572	4
HOS3147	Wake	Amedisys Hospice	3	392	0
HC2351	Moore	Community Home Care & Hospice	4	370	0
HOS3058	Wake	Liberty Home Care and Hospice	1	253	0
HOS3346	Johnston	United Hospice of Eastern Carolina, Smithfield	0	189	1
HOS2004	Cumberland	Liberty Home Care and Hospice	0	184	0
HOS2861	Robeson	Native Angels Hospice	1	91	1
HC0359	Cumberland	HealthKeeperz	1	54	0
HC0228	Wayne	3HC	3	41	2

Figures were taken from the 2012 Hospice Data Supplements. Data were self-reported to the Medical Facilities Planning Branch.

Table 13A: Hospice Data by County of Patient Origin - 2011 Data - Proposed 2013 SMFP

Lic. #	Facility County	Facility Name	Admissions	Days of Care	Deaths
HOS2983	Chatham	Community Home Care and Hospice	2	20	1
HOS4088	Johnston	Johnston Memorial Home Care and Hospice	3	17	3
HOS3086	Lee	Liberty Home Care and Hospice	1	11	1
Harnett Totals			477	26,765	315
Agencies or Offices serving residents of Haywood					
HOS3825	Haywood	The Homestead at MedWest	262	12,541	234
HOS0113	Buncombe	CarePartners Hospice & Palliative Care Services	51	3,666	43
HC0157	Jackson	WestCare Home Health and Hospice Services	1	0	1
Haywood Totals			314	16,207	278
Agencies or Offices serving residents of Henderson					
HOS0386	Henderson	Four Seasons Hospice & Palliative Care	860	66,651	821
HOS0113	Buncombe	CarePartners Hospice & Palliative Care Services	26	1,387	22
HC0067	Transylvania	TRH - Home Care	4	111	1
HOS0396	Polk	Hospice of the Carolina Foothills, Inc	1	2	1
Henderson Totals			891	68,151	845
Agencies or Offices serving residents of Hertford					
HOS0425	Hertford	University Health Systems Home Health and Hospice	66	2,605	61
HOS3269	Nash	United Hospice of Eastern Carolina	2	37	0
HOS3009	Halifax	Community Home Care & Hospice	1	5	0
Hertford Totals			69	2,647	61
Agencies or Offices serving residents of Hoke					
HOS2290	Hoke	Liberty Home Care and Hospice	62	5,355	48
HC0283	Cumberland	Cape Fear Valley HomeCare and Hospice	11	1,012	6
HC0427	Moore	First Health Hospice & Palliative Care	1	441	1
HC4027	Robeson	HealthKeeperz	2	320	1
HC2351	Moore	Community Home Care & Hospice	2	247	0
HOS3007	Richmond	Community Home Care & Hospice	1	174	1
HOS2861	Robeson	Native Angels Hospice	3	151	3
HOS3031	Scotland	Hospice of Scotland County	0	132	0
HOS2060	Robeson	Community Home Care & Hospice	1	17	1
HOS3346	Johnston	United Hospice of Eastern Carolina, Smithfield	0	12	1
HC1331	Cumberland	Community Home Care & Hospice	3	9	5
HOS3066	Robeson	Liberty Home Care and Hospice	1	4	0
Hoke Totals			87	7,874	67
Agencies or Offices serving residents of Hyde					
HOS3302	Hyde	Community Home Care & Hospice	38	2,920	32
Hyde Totals			38	2,920	32
Agencies or Offices serving residents of Iredell					
HOS0387	Iredell	Hospice of Iredell County, Inc.	480	25,048	477
HOS1338	Iredell	Hospice of Iredell County, Inc	168	13,652	84
HOS1702	Mecklenburg	Hospice & Palliative Care Lake Norman	40	4,553	24
HOS3273	Iredell	Community Home Care & Hospice	38	2,696	21
HOS0367	Catawba	Palliative Care Center & Hospice of Catawba Valley, Inc.	61	2,585	43
HOS0389	Lincoln	Hospice & Palliative Care Lincoln County	2	207	1
HOS4436	Mecklenburg	Hospice & Palliative Care Charlotte Region	2	125	5

Figures were taken from the 2012 Hospice Data Supplements. Data were self-reported to the Medical Facilities Planning Branch.

Table 13A: Hospice Data by County of Patient Origin - 2011 Data - Proposed 2013 SMFP

Lic. #	Facility County	Facility Name	Admissions	Days of Care	Deaths
HOS0365	Cabarrus	Hospice & Palliative Care of Cabarrus County	2	57	2
HOS3918	Rowan	Rowan Regional Hospice	2	24	1
HC1498	Yadkin	Mountain Valley Hospice and Palliative Care	1	8	1
Iredell Totals			796	48,955	659
Agencies or Offices serving residents of Jackson					
HC0157	Jackson	WestCare Home Health and Hospice Services	126	4,996	118
HOS0390	Macon	Four Seasons Compassion for Life	14	887	11
HOS0113	Buncombe	CarePartners Hospice & Palliative Care Services	3	33	3
HOS3825	Haywood	The Homestead at MedWest	1	7	2
Jackson Totals			144	5,923	134
Agencies or Offices serving residents of Johnston					
HOS2135	Johnston	Community Home Care & Hospice	88	9,621	65
HC0507	Johnston	3HC	92	6,524	50
HOS3124	Johnston	Hospice of Wake County, Inc	54	2,757	49
HOS3069	Johnston	Liberty Home Care and Hospice	30	2,723	25
HC0383	Johnston	Johnston Memorial Home Care and Hospice	37	2,419	29
HOS4088	Johnston	Johnston Memorial Home Care and Hospice	125	2,018	104
HOS2281	Wake	Heartland Home Health Care and Hospice	15	2,008	15
HOS3346	Johnston	United Hospice of Eastern Carolina, Smithfield	5	1,154	5
HC0228	Wayne	3HC	19	709	16
HOS0408	Wilson	Hospice of Wilson Medical Center	10	321	9
HOS2048	Harnett	Community Home Care & Hospice	8	271	3
HOS3058	Wake	Liberty Home Care and Hospice	1	268	3
HC0508	Wilson	3HC	1	165	1
HOS3147	Wake	Amedisys Hospice	6	44	4
HC2361	Wayne	Community Home Care & Hospice	2	31	2
HOS2223	Wake	Community Home Care & Hospice	1	9	1
Johnston Totals			494	31,042	381
Agencies or Offices serving residents of Jones					
HOS2302	Craven	Community Home Care and Hospice	20	3,209	18
HC0506	Jones	3HC	12	789	7
HOS3347	Craven	United Hospice of Coastal Carolina	3	451	2
HOS2005	Onslow	Liberty Home Care and Hospice	6	356	3
HOS3238	Craven	Continuum Home Care & Hospice of Craven County	3	280	4
HOS2998	Carteret	Community Home Care and Hospice	1	122	1
HC0053	Duplin	Carolina East Home Care & Hospice, Inc	0	90	1
HC1209	Onslow	Continuum Home Care and Hospice	4	57	4
HC0493	Craven	Craven County Health Department Home Health-Hospice Ag	1	25	1
HOS3763	Duplin	Carolina East Hospice Care Center	1	13	0
HC0228	Wayne	3HC	1	6	1
Jones Totals			52	5,398	42
Agencies or Offices serving residents of Lee					
HOS2034	Lee	Community Home Care & Hospice	207	10,159	115
HOS3086	Lee	Liberty Home Care and Hospice	90	6,463	61
HOS0370	Chatham	UNC Hospice	5	612	4

Figures were taken from the 2012 Hospice Data Supplements. Data were self-reported to the Medical Facilities Planning Branch.

Table 13A: Hospice Data by County of Patient Origin - 2011 Data - Proposed 2013 SMFP

Lic. #	Facility County	Facility Name	Admissions	Days of Care	Deaths
HOS2281	Wake	Heartland Home Health Care and Hospice	1	424	0
HOS3346	Johnston	United Hospice of Eastern Carolina, Smithfield	1	98	1
HOS3050	Moore	Liberty Home Care and Hospice	2	46	1
HC0427	Moore	First Health Hospice & Palliative Care	1	8	1
HOS3069	Johnston	Liberty Home Care and Hospice	1	7	1
Lee Totals			308	17,817	184
Agencies or Offices serving residents of Lenoir					
HOS2984	Lenoir	Community Home Care & Hospice	61	12,355	35
HOS3261	Lenoir	Continuum Home Care & Hospice of Lenoir County	30	4,179	30
HC0195	Lenoir	3HC	58	3,902	39
HOS0331	Pitt	AseraCare Hospice	8	945	8
HC0228	Wayne	3HC	30	655	27
HOS3345	Pitt	United Hospice of Eastern Carolina, Farmville	5	595	5
HOS1302	Wayne	Carolina East Home Care & Hospice, Inc	6	429	2
HOS1711	Pitt	University Health Systems Home Health and Hospice	23	426	20
HC0053	Duplin	Carolina East Home Care & Hospice, Inc	1	96	1
HOS3763	Duplin	Carolina East Hospice Care Center	5	75	4
HC0509	Pitt	3HC	1	7	0
HC0506	Jones	3HC	1	0	0
Lenoir Totals			229	23,664	171
Agencies or Offices serving residents of Lincoln					
HOS0389	Lincoln	Hospice & Palliative Care Lincoln County	196	19,469	145
HOS0367	Catawba	Palliative Care Center & Hospice of Catawba Valley, Inc.	60	6,001	57
HC0812	Gaston	Hospice of Gaston County, Inc.	25	1,320	19
HOS0371	Cleveland	Hospice & Palliative Care Cleveland County	3	637	2
HOS1338	Iredell	Hospice of Iredell County, Inc	8	323	8
HOS3273	Iredell	Community Home Care & Hospice	3	248	1
HOS3132	Mecklenburg	Hospice & Palliative Care Charlotte Region	4	86	3
HOS1445	Mecklenburg	Presbyterian Hospice	3	84	1
HOS0364	Burke	Burke Hospice and Palliative Care, Inc.	1	24	2
HOS0185	Caldwell	Caldwell Hospice and Palliative Care, Inc	1	6	1
HOS1702	Mecklenburg	Hospice & Palliative Care Lake Norman	1	2	1
Lincoln Totals			305	28,200	240
Agencies or Offices serving residents of Macon					
HC0324	Macon	Angel Home Health & Hospice	112	8,001	104
HOS0390	Macon	Four Seasons Compassion for Life	43	3,398	30
HC0157	Jackson	WestCare Home Health and Hospice Services	23	469	20
HOS0113	Buncombe	CarePartners Hospice & Palliative Care Services	7	46	7
HC0275	Cherokee	Good Shepherd Home Health and Hospice Agency, Inc.	1	8	1
Macon Totals			186	11,922	162
Agencies or Offices serving residents of Madison					
HC0419	Madison	Madison Home Care & Hospice	47	3,680	43
HOS0113	Buncombe	CarePartners Hospice & Palliative Care Services	60	2,769	48
HOS0386	Henderson	Four Seasons Hospice & Palliative Care	0	34	1
HOS3825	Haywood	The Homestead at MedWest	0	11	1

Figures were taken from the 2012 Hospice Data Supplements. Data were self-reported to the Medical Facilities Planning Branch.

Table 13A: Hospice Data by County of Patient Origin - 2011 Data - Proposed 2013 SMFP

Lic. #	Facility County	Facility Name	Admissions	Days of Care	Deaths
Madison Totals			107	6,494	93
Agencies or Offices serving residents of Martin					
HOS3008	Martin	Community Care & Hospice	61	6,794	46
HOS1711	Pitt	University Health Systems Home Health and Hospice	31	1,007	25
HC0525	Martin	Roanoke Home Care & Hospice	19	362	16
HC0509	Pitt	3HC	1	76	0
HOS3269	Nash	United Hospice of Eastern Carolina	2	67	2
HOS0331	Pitt	AseraCare Hospice	2	8	2
Martin Totals			116	8,314	91
Agencies or Offices serving residents of McDowell					
HOS1153	McDowell	Hospice of McDowell County, Inc.	171	19,716	130
HOS0400	Rutherford	Hospice of Rutherford County, Inc	73	6,248	36
HOS0363	Avery	Medi Home Hospice	15	1,064	2
HOS0367	Catawba	Palliative Care Center & Hospice of Catawba Valley, Inc.	2	272	1
HOS0113	Buncombe	CarePartners Hospice & Palliative Care Services	13	54	13
HOS0364	Burke	Burke Hospice and Palliative Care, Inc.	1	18	1
McDowell Totals			275	27,372	183
Agencies or Offices serving residents of Mecklenburg					
HOS3132	Mecklenburg	Hospice & Palliative Care Charlotte Region	1,262	121,211	1,157
HOS1445	Mecklenburg	Presbyterian Hospice	658	31,977	573
HOS1702	Mecklenburg	Hospice & Palliative Care Lake Norman	244	18,336	248
HOS3116	Union	Community Home Care & Hospice	86	10,522	52
HOS4436	Mecklenburg	Hospice & Palliative Care Charlotte Region	375	5,396	368
HOS0389	Lincoln	Hospice & Palliative Care Lincoln County	8	819	31
HOS0365	Cabarrus	Hospice & Palliative Care of Cabarrus County	11	768	8
HOS1338	Iredell	Hospice of Iredell County, Inc	6	447	7
HC0812	Gaston	Hospice of Gaston County, Inc.	6	198	1
HOS0367	Catawba	Palliative Care Center & Hospice of Catawba Valley, Inc.	2	51	2
HOS0405	Union	Hospice of Union County	3	34	1
HC0409	Forsyth	Hospice & Palliative CareCenter	1	4	1
HOS0402	Stanly	Hospice of Stanly County, Inc	0	0	0
Mecklenburg Totals			2,662	189,763	2,449
Agencies or Offices serving residents of Mitchell					
HOS0832	Mitchell	The Hospice & Palliative Care Center of Mitchell County	81	9,889	70
HOS0363	Avery	Medi Home Hospice	5	347	3
HOS0113	Buncombe	CarePartners Hospice & Palliative Care Services	2	18	3
Mitchell Totals			88	10,254	76
Agencies or Offices serving residents of Montgomery					
HC0427	Moore	First Health Hospice & Palliative Care	36	3,362	30
HOS3199	Montgomery	Community Home Care & Hospice	20	1,921	8
HOS0402	Stanly	Hospice of Stanly County, Inc	19	1,225	16
HC0424	Richmond	Richmond County Hospice, Inc.	1	586	3
HC0397	Randolph	Hospice of Randolph County, Inc.	7	543	6
HOS3050	Moore	Liberty Home Care and Hospice	2	76	1
HOS3007	Richmond	Community Home Care & Hospice	0	60	0

Figures were taken from the 2012 Hospice Data Supplements. Data were self-reported to the Medical Facilities Planning Branch.

Table 13A: Hospice Data by County of Patient Origin - 2011 Data - Proposed 2013 SMFP

Lic. #	Facility County	Facility Name	Admissions	Days of Care	Deaths
Montgomery Totals			85	7,773	64
Agencies or Offices serving residents of Moore					
HC0427	Moore	First Health Hospice & Palliative Care	372	39,879	307
HC2351	Moore	Community Home Care & Hospice	20	3,036	16
HOS3050	Moore	Liberty Home Care and Hospice	43	2,942	36
HOS3069	Johnston	Liberty Home Care and Hospice	0	431	0
HOS2034	Lee	Community Home Care & Hospice	2	343	0
HC4027	Robeson	HealthKeeperz	7	248	0
HOS3007	Richmond	Community Home Care & Hospice	0	180	0
HOS0402	Stanly	Hospice of Stanly County, Inc	1	98	1
HC0397	Randolph	Hospice of Randolph County, Inc.	3	82	3
HOS3199	Montgomery	Community Home Care & Hospice	1	70	0
HC0359	Cumberland	HealthKeeperz	2	64	0
HC0424	Richmond	Richmond County Hospice, Inc.	0	48	1
HOS3086	Lee	Liberty Home Care and Hospice	2	33	2
HOS1711	Pitt	University Health Systems Home Health and Hospice	2	15	1
HC1331	Cumberland	Community Home Care & Hospice	2	11	2
HC0409	Forsyth	Hospice & Palliative CareCenter	1	7	1
Moore Totals			458	47,487	370
Agencies or Offices serving residents of Nash					
HOS2424	Nash	Community Home Care & Hospice	169	18,423	163
HC0393	Nash	Hospice and Palliative Care of Nash General Hospital	107	7,538	97
HOS3269	Nash	United Hospice of Eastern Carolina	38	2,689	26
HOS0408	Wilson	Hospice of Wilson Medical Center	10	671	10
HC0508	Wilson	3HC	12	559	8
HOS2985	Edgecombe	Community Home Care and Hospice	2	303	2
HOS2241	Wilson	Community Home Care & Hospice	3	291	2
HOS0331	Pitt	AseraCare Hospice	1	178	1
HOS3826	Franklin	Amedisys Hospice	1	92	0
HOS2281	Wake	Heartland Home Health Care and Hospice	1	45	0
HOS1711	Pitt	University Health Systems Home Health and Hospice	5	36	5
HC0228	Wayne	3HC	3	34	3
HOS0417	Columbus	Lower Cape Fear Hospice, Inc.	1	17	1
Nash Totals			353	30,876	318
Agencies or Offices serving residents of New Hanover					
HOS0416	New Hanover	Lower Cape Fear Hospice, Inc	890	78,846	812
HOS2008	New Hanover	Liberty Home Care and Hospice	41	5,207	29
HOS3010	Brunswick	Community Home Care and Hospice	50	4,479	43
HC0409	Forsyth	Hospice & Palliative CareCenter	1	8	1
New Hanover Totals			982	88,540	885
Agencies or Offices serving residents of Northampton					
HOS3009	Halifax	Community Home Care & Hospice	44	2,516	30
HOS3269	Nash	United Hospice of Eastern Carolina	15	1,232	7
HOS0425	Hertford	University Health Systems Home Health and Hospice	14	315	12
HOS3256	Halifax	Continuum Home Care & Hospice of Halifax County	7	174	5

Figures were taken from the 2012 Hospice Data Supplements. Data were self-reported to the Medical Facilities Planning Branch.

Table 13A: Hospice Data by County of Patient Origin - 2011 Data - Proposed 2013 SMFP

Lic. #	Facility County	Facility Name	Admissions	Days of Care	Deaths
HC0765	Halifax	Home Health and Hospice of Halifax	2	168	4
Northampton Totals			82	4,405	58
Agencies or Offices serving residents of Onslow					
HC1209	Onslow	Continuum Home Care and Hospice	128	10,781	105
HC0531	Onslow	Onslow County Home Health And Hospice	40	3,746	32
HOS2998	Carteret	Community Home Care and Hospice	46	2,817	39
HOS2005	Onslow	Liberty Home Care and Hospice	36	2,431	27
HOS0416	New Hanover	Lower Cape Fear Hospice, Inc	28	1,724	25
HOS3347	Craven	United Hospice of Coastal Carolina	9	1,205	9
HC0053	Duplin	Carolina East Home Care & Hospice, Inc	12	851	4
HC0506	Jones	3HC	14	720	6
HOS3010	Brunswick	Community Home Care and Hospice	4	311	3
HOS3763	Duplin	Carolina East Hospice Care Center	17	265	13
HOS3238	Craven	Continuum Home Care & Hospice of Craven County	2	219	2
HOS2984	Lenoir	Community Home Care & Hospice	5	129	4
HOS0613	Carteret	Hospice of Carteret County	2	37	2
HC0228	Wayne	3HC	3	31	3
HOS3261	Lenoir	Continuum Home Care & Hospice of Lenoir County	1	17	0
HOS1711	Pitt	University Health Systems Home Health and Hospice	1	1	1
Onslow Totals			348	25,285	275
Agencies or Offices serving residents of Orange					
HOS0021	Durham	Duke Hospice	218	16,421	212
HOS0370	Chatham	UNC Hospice	125	8,826	102
HOS3269	Nash	United Hospice of Eastern Carolina	47	6,273	23
HOS2958	Durham	Community Home Care and Hospice	23	1,901	20
HC0361	Alamance	Hospice and Palliative Care Center of Alamance-Caswell	22	1,098	20
HOS3304	Durham	Liberty Home Care and Hospice	9	723	6
HOS2281	Wake	Heartland Home Health Care and Hospice	14	720	9
HOS2223	Wake	Community Home Care & Hospice	10	294	6
HOS3063	Alamance	Community Home Care & Hospice	1	82	1
HOS3823	Alamance	Amedisys Hospice	3	58	2
HOS2983	Chatham	Community Home Care and Hospice	5	7	1
HOS1599	Robeson	Southeastern Hospice	1	2	1
Orange Totals			478	36,405	403
Agencies or Offices serving residents of Pamlico					
HOS0394	Pamlico	Hospice of Pamlico County, Inc	32	2,052	27
HOS2302	Craven	Community Home Care and Hospice	52	1,087	27
HOS3238	Craven	Continuum Home Care & Hospice of Craven County	4	465	6
HC0493	Craven	Craven County Health Department Home Health-Hospice Ag	2	34	1
HOS3347	Craven	United Hospice of Coastal Carolina	2	9	2
Pamlico Totals			92	3,647	63
Agencies or Offices serving residents of Pasquotank					
HOS1677	Pasquotank	Albemarle Hospice	111	8,233	104
HOS3301	Pasquotank	Community Home Care & Hospice	33	3,166	30
HOS1711	Pitt	University Health Systems Home Health and Hospice	1	5	1

Figures were taken from the 2012 Hospice Data Supplements. Data were self-reported to the Medical Facilities Planning Branch.

Table 13A: Hospice Data by County of Patient Origin - 2011 Data - Proposed 2013 SMFP

Lic. #	Facility County	Facility Name	Admissions	Days of Care	Deaths
Pasquotank Totals			145	11,404	135
Agencies or Offices serving residents of Pender					
HOS3052	Pender	Lower Cape Fear Hospice and Life Care Center	190	17,135	174
HOS2008	New Hanover	Liberty Home Care and Hospice	8	736	4
HC0053	Duplin	Carolina East Home Care & Hospice, Inc	10	649	3
HOS3059	Pender	Liberty Home Care and Hospice	6	484	4
HOS3010	Brunswick	Community Home Care and Hospice	7	479	6
HC1209	Onslow	Continuum Home Care and Hospice	3	68	3
HOS3763	Duplin	Carolina East Hospice Care Center	5	59	3
HOS3054	Sampson	Liberty Home Care and Hospice	2	40	2
HOS3303	Duplin	Liberty Home Care and Hospice	1	6	0
HOS3347	Craven	United Hospice of Coastal Carolina	0	4	0
Pender Totals			232	19,660	199
Agencies or Offices serving residents of Perquimans					
HOS1677	Pasquotank	Albemarle Hospice	27	1,653	19
HOS3301	Pasquotank	Community Home Care & Hospice	2	126	5
HOS0425	Hertford	University Health Systems Home Health and Hospice	2	12	2
HOS1711	Pitt	University Health Systems Home Health and Hospice	2	11	2
Perquimans Totals			33	1,802	28
Agencies or Offices serving residents of Person					
HC0533	Person	Home Health and Hospice of Person County	79	6,122	63
HOS3827	Durham	Amedisys Hospice	37	2,481	24
HOS0021	Durham	Duke Hospice	41	1,526	36
HOS3304	Durham	Liberty Home Care and Hospice	7	637	4
HOS3269	Nash	United Hospice of Eastern Carolina	16	583	10
HOS2561	Vance	Community Home Care & Hospice	3	547	1
HOS2958	Durham	Community Home Care and Hospice	3	407	3
HC0361	Alamance	Hospice and Palliative Care Center of Alamance-Caswell	1	89	2
Person Totals			187	12,392	143
Agencies or Offices serving residents of Pitt					
HOS2996	Pitt	Community Home Care & Hospice	121	16,445	77
HOS1711	Pitt	University Health Systems Home Health and Hospice	273	15,647	250
HOS3345	Pitt	United Hospice of Eastern Carolina, Farmville	62	11,580	57
HOS0331	Pitt	AseraCare Hospice	39	4,259	22
HC0509	Pitt	3HC	34	3,287	16
HOS3261	Lenoir	Continuum Home Care & Hospice of Lenoir County	11	1,509	7
HC0228	Wayne	3HC	4	360	3
HOS2985	Edgecombe	Community Home Care and Hospice	2	280	2
HOS3269	Nash	United Hospice of Eastern Carolina	0	68	0
HOS0408	Wilson	Hospice of Wilson Medical Center	2	48	2
HC0195	Lenoir	3HC	2	15	2
Pitt Totals			550	53,498	438
Agencies or Offices serving residents of Polk					
HOS0396	Polk	Hospice of the Carolina Foothills, Inc	177	15,582	160
HOS0386	Henderson	Four Seasons Hospice & Palliative Care	5	885	4

Figures were taken from the 2012 Hospice Data Supplements. Data were self-reported to the Medical Facilities Planning Branch.

Table 13A: Hospice Data by County of Patient Origin - 2011 Data - Proposed 2013 SMFP

Lic. #	Facility County	Facility Name	Admissions	Days of Care	Deaths
HOS0400	Rutherford	Hospice of Rutherford County, Inc	2	481	3
Polk Totals			184	16,948	167
Agencies or Offices serving residents of Randolph					
HC0397	Randolph	Hospice of Randolph County, Inc.	423	34,668	399
HOS3075	Randolph	Community Home Care & Hospice	60	10,462	45
HOS1581	Guilford	Hospice of the Piedmont, Inc	80	4,813	80
HC0374	Guilford	Hospice and Palliative Care of Greensboro	7	765	7
HOS3149	Chatham	Liberty Home Care and Hospice	3	336	0
HOS0372	Davidson	Hospice of Davidson County, Inc.	6	300	9
HC0361	Alamance	Hospice and Palliative Care Center of Alamance-Caswell	1	96	0
HOS3066	Robeson	Liberty Home Care and Hospice	0	49	0
HOS0370	Chatham	UNC Hospice	1	19	1
HC0409	Forsyth	Hospice & Palliative CareCenter	2	13	2
HOS2983	Chatham	Community Home Care and Hospice	10	6	3
HOS3148	Guilford	Hospice & Palliative Care Greensboro			
Randolph Totals			593	51,527	546
Agencies or Offices serving residents of Richmond					
HC0424	Richmond	Richmond County Hospice, Inc.	160	16,510	141
HOS3007	Richmond	Community Home Care & Hospice	43	3,925	27
HOS3031	Scotland	Hospice of Scotland County	13	2,951	9
HOS3064	Anson	Liberty Home Care and Hospice	14	1,563	8
HC0427	Moore	First Health Hospice & Palliative Care	1	174	1
Richmond Totals			231	25,123	186
Agencies or Offices serving residents of Robeson					
HOS2060	Robeson	Community Home Care & Hospice	136	12,441	100
HOS2861	Robeson	Native Angels Hospice	76	7,209	26
HOS3066	Robeson	Liberty Home Care and Hospice	40	6,940	29
HOS1599	Robeson	Southeastern Hospice	266	6,189	218
HOS3031	Scotland	Hospice of Scotland County	28	2,536	22
HC4027	Robeson	HealthKeeperz	43	2,123	7
HOS2290	Hoke	Liberty Home Care and Hospice	7	675	6
HC0283	Cumberland	Cape Fear Valley HomeCare and Hospice	3	398	5
HOS2004	Cumberland	Liberty Home Care and Hospice	1	72	0
HC1331	Cumberland	Community Home Care & Hospice	5	18	8
HC0359	Cumberland	HealthKeeperz	1	15	0
HOS0417	Columbus	Lower Cape Fear Hospice, Inc.	1	7	1
HOS4088	Johnston	Johnston Memorial Home Care and Hospice	1	5	0
Robeson Totals			608	38,628	422
Agencies or Offices serving residents of Rockingham					
HOS0398	Rockingham	Hospice of Rockingham County, Inc	352	13,903	306
HOS3049	Alamance	Liberty Home Care and Hospice	7	548	5
HOS3295	Stokes	Hospice & Palliative CareCenter	4	536	5
HC0374	Guilford	Hospice and Palliative Care of Greensboro	9	374	3
HOS3823	Alamance	Amedisys Hospice	2	232	2
HOS3063	Alamance	Community Home Care & Hospice	2	109	1

Figures were taken from the 2012 Hospice Data Supplements. Data were self-reported to the Medical Facilities Planning Branch.

Table 13A: Hospice Data by County of Patient Origin - 2011 Data - Proposed 2013 SMFP

Lic. #	Facility County	Facility Name	Admissions	Days of Care	Deaths
HC0361	Alamance	Hospice and Palliative Care Center of Alamance-Caswell	2	94	1
HC0409	Forsyth	Hospice & Palliative CareCenter	2	17	2
HOS1581	Guilford	Hospice of the Piedmont, Inc	1	13	1
HOS3148	Guilford	Hospice & Palliative Care Greensboro			
Rockingham Totals			381	15,826	326
Agencies or Offices serving residents of Rowan					
HOS3918	Rowan	Rowan Regional Hospice	307	18,158	281
HOS2425	Rowan	Rowan Hospice & Palliative Care	93	8,509	76
HOS0365	Cabarrus	Hospice & Palliative Care of Cabarrus County	83	7,117	88
HOS0387	Iredell	Hospice of Iredell County, Inc.	16	905	16
HOS3051	Davidson	Liberty Home Care and Hospice	10	647	11
HOS3273	Iredell	Community Home Care & Hospice	5	128	4
HC0409	Forsyth	Hospice & Palliative CareCenter	4	113	9
HOS0402	Stanly	Hospice of Stanly County, Inc	2	50	1
HOS0372	Davidson	Hospice of Davidson County, Inc.	1	42	2
HOS4436	Mecklenburg	Hospice & Palliative Care Charlotte Region	0	25	1
HOS0113	Buncombe	CarePartners Hospice & Palliative Care Services	1	2	1
HOS0367	Catawba	Palliative Care Center & Hospice of Catawba Valley, Inc.	1	1	0
Rowan Totals			523	35,697	490
Agencies or Offices serving residents of Rutherford					
HOS0400	Rutherford	Hospice of Rutherford County, Inc	479	48,331	411
HOS0367	Catawba	Palliative Care Center & Hospice of Catawba Valley, Inc.	2	384	0
HOS0371	Cleveland	Hospice & Palliative Care Cleveland County	6	272	4
HOS0396	Polk	Hospice of the Carolina Foothills, Inc	2	40	2
HOS0113	Buncombe	CarePartners Hospice & Palliative Care Services	2	8	2
HOS0386	Henderson	Four Seasons Hospice & Palliative Care	0	5	0
HOS0364	Burke	Burke Hospice and Palliative Care, Inc.	1	3	0
Rutherford Totals			492	49,043	419
Agencies or Offices serving residents of Sampson					
HOS3054	Sampson	Liberty Home Care and Hospice	61	6,852	41
HC1844	Sampson	Community Home Care & Hospice	96	5,808	47
HC0255	Sampson	3HC	62	3,905	38
HC0283	Cumberland	Cape Fear Valley HomeCare and Hospice	7	441	6
HOS3067	Harnett	Liberty Home Care and Hospice	2	372	0
HC0359	Cumberland	HealthKeeperz	4	338	0
HC0053	Duplin	Carolina East Home Care & Hospice, Inc	0	278	1
HOS3346	Johnston	United Hospice of Eastern Carolina, Smithfield	4	151	4
HOS3763	Duplin	Carolina East Hospice Care Center	3	43	3
HOS0415	Bladen	Lower Cape Fear Hospice, Inc.	5	37	5
HC0228	Wayne	3HC	7	37	6
HC0507	Johnston	3HC	1	36	0
HOS2004	Cumberland	Liberty Home Care and Hospice	0	2	1
Sampson Totals			252	18,300	152
Agencies or Offices serving residents of Scotland					
HOS3031	Scotland	Hospice of Scotland County	234	15,172	242

Figures were taken from the 2012 Hospice Data Supplements. Data were self-reported to the Medical Facilities Planning Branch.

Table 13A: Hospice Data by County of Patient Origin - 2011 Data - Proposed 2013 SMFP

Lic. #	Facility County	Facility Name	Admissions	Days of Care	Deaths
HOS3007	Richmond	Community Home Care & Hospice	15	1,818	6
HOS2861	Robeson	Native Angels Hospice	9	898	5
HC0424	Richmond	Richmond County Hospice, Inc.	1	549	0
HOS3066	Robeson	Liberty Home Care and Hospice	5	391	0
HOS2290	Hoke	Liberty Home Care and Hospice	3	366	2
HC4027	Robeson	HealthKeeperz	2	197	2
HOS2060	Robeson	Community Home Care & Hospice	2	190	1
HC0359	Cumberland	HealthKeeperz	1	61	0
HOS1599	Robeson	Southeastern Hospice	1	6	1
Scotland Totals			273	19,648	259
Agencies or Offices serving residents of Stanly					
HOS0402	Stanly	Hospice of Stanly County, Inc	298	11,395	258
HOS3199	Montgomery	Community Home Care & Hospice	8	1,247	3
HOS0365	Cabarrus	Hospice & Palliative Care of Cabarrus County	7	637	7
HOS3132	Mecklenburg	Hospice & Palliative Care Charlotte Region	1	395	1
HOS3116	Union	Community Home Care & Hospice	1	310	1
HOS4436	Mecklenburg	Hospice & Palliative Care Charlotte Region	1	204	0
HOS2425	Rowan	Rowan Hospice & Palliative Care	1	70	1
HOS0405	Union	Hospice of Union County	1	14	1
Stanly Totals			318	14,272	272
Agencies or Offices serving residents of Stokes					
HOS3295	Stokes	Hospice & Palliative CareCenter	125	14,854	138
HOS0404	Surry	Mountain Valley Hospice and Palliative Care	47	6,142	21
HC0409	Forsyth	Hospice & Palliative CareCenter	35	1,060	80
HOS0398	Rockingham	Hospice of Rockingham County, Inc	4	417	3
HOS3084	Davie	Hospice & Palliative CareCenter	1	72	1
HOS3273	Iredell	Community Home Care & Hospice	1	68	0
HC1498	Yadkin	Mountain Valley Hospice and Palliative Care	1	2	0
Stokes Totals			214	22,615	243
Agencies or Offices serving residents of Surry					
HOS0404	Surry	Mountain Valley Hospice and Palliative Care	388	42,720	211
HOS1001	Surry	Mountain Valley Hospice and Palliative Care	84	11,620	60
HOS3295	Stokes	Hospice & Palliative CareCenter	7	839	7
HC1498	Yadkin	Mountain Valley Hospice and Palliative Care	4	404	6
HC0409	Forsyth	Hospice & Palliative CareCenter	4	163	8
HOS1581	Guilford	Hospice of the Piedmont, Inc	1	4	1
Surry Totals			488	55,750	293
Agencies or Offices serving residents of Swain					
HC0157	Jackson	WestCare Home Health and Hospice Services	46	1,595	39
HOS0113	Buncombe	CarePartners Hospice & Palliative Care Services	3	26	2
Swain Totals			49	1,621	41
Agencies or Offices serving residents of Transylvania					
HC0067	Transylvania	TRH - Home Care	195	10,649	181
HOS0386	Henderson	Four Seasons Hospice & Palliative Care	38	4,893	28
HOS0113	Buncombe	CarePartners Hospice & Palliative Care Services	3	15	1

Figures were taken from the 2012 Hospice Data Supplements. Data were self-reported to the Medical Facilities Planning Branch.

Table 13A: Hospice Data by County of Patient Origin - 2011 Data - Proposed 2013 SMFP

Lic. #	Facility County	Facility Name	Admissions	Days of Care	Deaths
Transylvania Totals			236	15,557	210
Agencies or Offices serving residents of Tyrrell					
HOS3302	Hyde	Community Home Care & Hospice	4	211	4
HOS1711	Pitt	University Health Systems Home Health and Hospice	1	22	1
HC0524	Tyrrell	Roanoke Home Care & Hospice	2	14	2
Tyrrell Totals			7	247	7
Agencies or Offices serving residents of Union					
HOS0405	Union	Hospice of Union County	306	14,005	276
HOS3132	Mecklenburg	Hospice & Palliative Care Charlotte Region	192	12,746	168
HOS1445	Mecklenburg	Presbyterian Hospice	46	2,238	31
HOS3116	Union	Community Home Care & Hospice	11	1,559	6
HOS4436	Mecklenburg	Hospice & Palliative Care Charlotte Region	23	281	19
HOS0402	Stanly	Hospice of Stanly County, Inc	1	8	1
Union Totals			579	30,837	501
Agencies or Offices serving residents of Vance					
HOS2561	Vance	Community Home Care & Hospice	810	4,773	64
HOS3826	Franklin	Amedisys Hospice	58	3,285	36
HOS0021	Durham	Duke Hospice	8	324	6
HOS3269	Nash	United Hospice of Eastern Carolina	14	222	14
HOS3005	Franklin	Community Home Care & Hospice	4	66	3
HOS2281	Wake	Heartland Home Health Care and Hospice	1	27	0
Vance Totals			895	8,697	123
Agencies or Offices serving residents of Wake					
HOS1595	Wake	Hospice of Wake County, Inc	1,630	97,196	1,477
HOS2281	Wake	Heartland Home Health Care and Hospice	263	28,299	207
HOS3058	Wake	Liberty Home Care and Hospice	113	14,533	73
HOS3147	Wake	Amedisys Hospice	101	8,685	51
HOS2223	Wake	Community Home Care & Hospice	85	7,906	50
HOS2125	Wake	Duke Hospice	98	4,725	72
HOS3269	Nash	United Hospice of Eastern Carolina	48	4,089	45
HC0507	Johnston	3HC	38	2,422	12
HOS3005	Franklin	Community Home Care & Hospice	5	408	4
HOS2135	Johnston	Community Home Care & Hospice	8	331	2
HOS4088	Johnston	Johnston Memorial Home Care and Hospice	7	93	7
HC0255	Sampson	3HC	2	71	1
HC0228	Wayne	3HC	7	69	7
HOS3304	Durham	Liberty Home Care and Hospice	2	63	1
HOS3069	Johnston	Liberty Home Care and Hospice	1	36	1
Wake Totals			2,408	168,926	2,010
Agencies or Offices serving residents of Warren					
HOS3005	Franklin	Community Home Care & Hospice	27	1,341	20
HOS2561	Vance	Community Home Care & Hospice	9	1,040	4
HOS3009	Halifax	Community Home Care & Hospice	1	156	0
HC0765	Halifax	Home Health and Hospice of Halifax	2	110	2
Warren Totals			39	2,647	26

Figures were taken from the 2012 Hospice Data Supplements. Data were self-reported to the Medical Facilities Planning Branch.

Table 13A: Hospice Data by County of Patient Origin - 2011 Data - Proposed 2013 SMFP

Lic. #	Facility County	Facility Name	Admissions	Days of Care	Deaths
Agencies or Offices serving residents of Washington					
HOS3008	Martin	Community Care & Hospice	21	587	21
HC0523	Washington	Roanoke Home Care & Hospice	10	353	11
HOS0425	Hertford	University Health Systems Home Health and Hospice	3	224	3
HOS1711	Pitt	University Health Systems Home Health and Hospice	5	71	3
HOS0331	Pitt	AseraCare Hospice	3	3	2
Washington Totals			42	1,238	40
Agencies or Offices serving residents of Watauga					
HOS1122	Watauga	High Country Health Care System	84	6,911	67
HOS0363	Avery	Medi Home Hospice	86	5,420	64
HOS0185	Caldwell	Caldwell Hospice and Palliative Care, Inc	4	27	4
HOS0113	Buncombe	CarePartners Hospice & Palliative Care Services	1	15	1
HC0409	Forsyth	Hospice & Palliative CareCenter	1	8	1
Watauga Totals			176	12,381	137
Agencies or Offices serving residents of Wayne					
HC0228	Wayne	3HC	347	11,318	275
HC2361	Wayne	Community Home Care & Hospice	92	8,233	65
HOS3346	Johnston	United Hospice of Eastern Carolina, Smithfield	17	2,596	13
HC0507	Johnston	3HC	0	1,106	0
HOS3261	Lenoir	Continuum Home Care & Hospice of Lenoir County	4	750	4
HC0255	Sampson	3HC	3	716	2
HOS1302	Wayne	Carolina East Home Care & Hospice, Inc	7	611	4
HC0195	Lenoir	3HC	1	360	1
HC0053	Duplin	Carolina East Home Care & Hospice, Inc	2	185	1
HC0508	Wilson	3HC		179	
HOS1711	Pitt	University Health Systems Home Health and Hospice	5	141	5
HOS0408	Wilson	Hospice of Wilson Medical Center	3	141	2
HC0506	Jones	3HC	0	103	0
HOS3763	Duplin	Carolina East Hospice Care Center	6	97	2
HOS4088	Johnston	Johnston Memorial Home Care and Hospice	6	48	3
HOS3054	Sampson	Liberty Home Care and Hospice	0	25	0
Wayne Totals			493	26,609	377
Agencies or Offices serving residents of Wilkes					
HOS0407	Wilkes	Hospice of Wilkes Regional Medical Center	129	9,125	107
HOS1001	Surry	Mountain Valley Hospice and Palliative Care	95	5,442	50
HOS0185	Caldwell	Caldwell Hospice and Palliative Care, Inc	3	326	2
HOS0387	Iredell	Hospice of Iredell County, Inc.	7	70	7
HC0409	Forsyth	Hospice & Palliative CareCenter	4	51	4
HC1498	Yadkin	Mountain Valley Hospice and Palliative Care	2	44	3
HOS3273	Iredell	Community Home Care & Hospice	1	14	0
Wilkes Totals			241	15,072	173
Agencies or Offices serving residents of Wilson					
HOS2241	Wilson	Community Home Care & Hospice	127	7,344	77
HOS0408	Wilson	Hospice of Wilson Medical Center	147	4,786	124
HC0508	Wilson	3HC	39	1,788	25

Figures were taken from the 2012 Hospice Data Supplements. Data were self-reported to the Medical Facilities Planning Branch.

Table 13A: Hospice Data by County of Patient Origin - 2011 Data - Proposed 2013 SMFP

Lic. #	Facility County	Facility Name	Admissions	Days of Care	Deaths
HOS3269	Nash	United Hospice of Eastern Carolina	10	895	3
HOS2424	Nash	Community Home Care & Hospice	2	441	2
HOS2985	Edgecombe	Community Home Care and Hospice	3	334	3
HC0507	Johnston	3HC	1	253	0
HC0228	Wayne	3HC	6	234	4
HC0393	Nash	Hospice and Palliative Care of Nash General Hospital	1	228	3
HOS1711	Pitt	University Health Systems Home Health and Hospice	4	80	6
HOS3345	Pitt	United Hospice of Eastern Carolina, Farmville	2	24	1
HOS4088	Johnston	Johnston Memorial Home Care and Hospice	2	9	2
Wilson Totals			344	16,416	250
Agencies or Offices serving residents of Yadkin					
HC1498	Yadkin	Mountain Valley Hospice and Palliative Care	106	10,636	64
HOS3084	Davie	Hospice & Palliative CareCenter	13	1,346	1
HC0409	Forsyth	Hospice & Palliative CareCenter	9	1,091	12
HOS0387	Iredell	Hospice of Iredell County, Inc.	5	165	2
HOS1001	Surry	Mountain Valley Hospice and Palliative Care	9	135	2
HOS0404	Surry	Mountain Valley Hospice and Palliative Care	2	60	0
HOS3273	Iredell	Community Home Care & Hospice	1	10	0
Yadkin Totals			145	13,443	81
Agencies or Offices serving residents of Yancey					
HOS1027	Yancey	Hospice of Yancey County	115	15,095	100
HOS0832	Mitchell	The Hospice & Palliative Care Center of Mitchell County	4	151	3
HOS0113	Buncombe	CarePartners Hospice & Palliative Care Services	9	135	7
Yancey Totals			128	15,381	110
Grand Totals			38,743	2,915,218	31,841

Figures were taken from the 2012 Hospice Data Supplements. Data were self-reported to the Medical Facilities Planning Branch.

Table 13B: Year 2014 Hospice Home Care Office Need Projections - Proposed 2013 SMFP

Column A	Column B	Column C	Column D	Column E	Column F	Column G	Column H	Column I	Column J	Column K	Column L	Column M	Column N
County	2006-2010 Death Rate/1000 Population	2014 Population (excluding military)	Projected 2014 Deaths	2011 Reported Number of Hospice Patient Deaths	2014 Number of Hospice Deaths Served at Two Year Trailing Average Growth Rate	2014 Number of Hospice Deaths Limited to 60%	Projected 2014 Number of Deaths Served	Median Projected 2014 Hospice Deaths	Place-holders for New Hospice Office	Projected Number of Additional Patients in Need Surplus (Deficit)	Licensed Hospice Offices in County	Licensed Home Care Offices in County per 100,000	Additional Hospice Office Need
Source or Formula =>	Deaths - N.C. Vital Statistics	N.C. Office of State Budget and Management	Col. B x (Col. C/1000)	2012 License Data Supplements	Col. E x 3 Years Growth at 7.6% annually	Col. D x 60%	Lower Number of Deaths between Col. F and Col. G	Col. D x Projected Statewide Median Percent Deaths Served (42.5%)		Col. H + Col. J - Col. I	2012 License Data Supplement	Col. L / (Col. C / 100,000)	IF Col. M <= 3 and Col. K <= 90
Alamance	9.5	155,431	1,477	720	897	886	886	628	0	258	5	3.2	0
Alexander	9.1	38,288	348	146	182	209	182	148	0	34	1	2.6	0
Alleghany	11.9	10,792	128	39	49	77	49	55	0	-6	1	9.3	0
Anson	11.4	26,780	305	55	69	183	69	130	0	-61	3	11.2	0
Asthe	11.6	28,118	326	87	108	196	108	139	0	-30	1	3.6	0
Avery	10.2	17,819	182	49	61	109	61	77	0	-16	1	5.6	0
Beaufort	11.6	48,681	565	189	235	339	235	240	0	-5	2	4.1	0
Bertie	12.4	20,607	256	67	83	153	83	109	0	-25	0	0.0	0
Bladen	11.5	35,074	403	118	147	242	147	171	0	-24	3	8.6	0
Brunswick	9.6	116,348	1,117	468	583	670	583	475	0	108	4	3.4	0
Buncombe *	9.9	254,640	2,521	1,099	1,369	1,513	1,369	1,071	0	298	1	0.4	0
Burke	10.2	90,803	926	530	660	556	556	394	0	162	2	2.2	0
Cabarrus	7.8	189,292	1,476	546	680	886	680	628	0	53	2	1.1	0
Caldwell	10.5	83,493	877	467	582	526	526	373	0	153	2	2.4	0
Camden	7.3	9,670	71	23	29	42	29	30	0	-1	0	0.0	0
Carteret *	10.9	69,653	759	175	218	456	218	323	0	-105	4	5.7	0
Caswell	10.1	23,692	239	76	95	144	95	102	0	-7	0	0.0	0
Catawba	9.3	156,949	1,460	884	1,101	876	876	620	0	255	3	1.9	0
Chatham	8.9	68,334	608	221	275	365	275	258	0	17	4	5.9	0
Cherokee	12.3	27,496	338	65	81	203	81	144	72	9	2	7.3	0
Chowan	12.1	14,897	180	37	46	108	46	77	0	-31	1	6.7	0
Clay	12.5	10,502	131	35	44	79	44	56	0	-12	1	9.5	0
Cleveland	10.9	98,705	1,076	508	633	646	633	457	0	176	3	3.0	0
Columbus	12.1	57,787	699	260	324	420	324	297	0	27	4	6.9	0
Craven *	9.3	101,290	942	350	436	565	436	400	0	36	4	3.9	0
Cumberland *	6.9	307,479	2,122	637	794	1,273	794	902	0	-108	6	2.0	1

* Population projections were adjusted to exclude active duty military personnel.

Table 13B: Year 2014 Hospice Home Care Office Need Projections - Proposed 2013 SMFP

Column A	Column B	Column C	Column D	Column E	Column F	Column G	Column H	Column I	Column J	Column K	Column L	Column M	Column N
County	2006-2010 Death Rate/1000 Population	2014 Population (excluding military)	Projected 2014 Deaths	2011 Reported Hospice Patient Deaths	2014 Number of Hospice Deaths Served at Two Year Trailing Average Growth Rate	2014 Number of Hospice Deaths Served Limited to 60%	Projected 2014 Number of Deaths Served	Median Projected 2014 Hospice Deaths	Place-holders for New Hospice Office	Projected Number of Additional Patients in Need Surplus (Deficit)	Licensed Hospice Offices in County	Licensed Home Care Offices in County per 100,000	Additional Hospice Office Need
Source or Formula =>	Deaths - N.C. Vital Statistics	N.C. Office of State Budget and Management	Col. B x (Col. C/1000)	2012 License Data Supplements	Col. E x 3 Years Growth at 7.6% annually	Col. D x 60%	Lower Number of Deaths between Col. F and Col. G	Col. D x Projected Statewide Median Percent Deaths Served (42.5%)		Col. H + Col. J - Col. I	2012 License Data Supplement	Col. L / (Col. C / 100,000)	If Col. M <= 3 and Col. K <= 90
Currituck	8.0	23,621	189	74	92	113	92	80	0	12	0	0.0	0
Dare	7.8	34,818	272	90	112	163	112	115	0	-3	2	5.7	0
Davidson	9.5	166,464	1,581	669	833	949	833	672	0	161	4	2.4	0
Davie	8.9	42,407	377	206	257	226	226	160	0	66	2	4.7	0
Duplin	9.3	61,943	576	164	204	346	204	245	0	-41	3	4.8	0
Durham	6.6	283,209	1,869	811	1,010	1,122	1,010	794	0	216	7	2.5	0
Edgecombe	11.1	55,661	618	172	214	371	214	263	0	-48	2	3.6	0
Forsyth	8.1	364,357	2,951	1,198	1,492	1,771	1,492	1,254	0	238	2	0.5	0
Franklin	7.9	65,640	519	106	132	311	132	220	0	-88	4	6.1	0
Gaston	9.9	212,307	2,102	919	1,145	1,261	1,145	893	0	252	2	0.9	0
Gates	10.3	11,602	120	32	40	72	40	51	0	-11	0	0.0	0
Graham	11.9	9,223	110	8	10	66	10	47	0	-37	1	10.8	0
Granville	8.8	62,469	550	108	135	330	135	234	0	-99	1	1.6	1
Greene	8.6	21,641	186	68	85	112	85	79	0	6	1	4.6	0
Guilford	7.8	512,550	3,998	1,481	1,845	2,399	1,845	1,699	0	146	6	1.2	0
Halifax	11.7	53,867	630	181	225	378	225	268	0	-42	3	5.6	0
Harnett *	7.3	124,296	907	315	392	544	392	386	0	7	6	4.8	0
Haywood	11.8	61,178	722	278	346	433	346	307	0	40	2	3.3	0
Henderson	12.4	113,703	1,410	845	1,053	846	846	599	0	247	2	1.8	0
Hertford	11.2	24,556	275	61	76	165	76	117	0	-41	1	4.1	0
Hoke *	5.9	50,739	299	67	83	180	83	127	0	-44	2	3.9	0
Hyde	11.4	5,819	66	32	40	40	40	28	0	12	1	17.2	0
Iredell	8.5	166,793	1,418	659	821	851	821	603	0	218	3	1.8	0
Jackson	8.7	42,776	372	134	167	223	167	158	0	9	1	2.3	0
Johnston	6.9	181,263	1,251	381	475	750	475	532	0	-57	7	3.9	0
Jones	11.9	10,475	125	42	52	75	52	53	0	-1	1	9.5	0

* Population projections were adjusted to exclude active duty military personnel.

Table 13B: Year 2014 Hospice Home Care Office Need Projections - Proposed 2013 SMFP

Column A	Column B	Column C	Column D	Column E	Column F	Column G	Column H	Column I	Column J	Column K	Column L	Column M	Column N
County	2006-2010 Death Rate/1000 Population	2014 Population (excluding military)	Projected 2014 Deaths	2011 Reported Hospice Patient Deaths	2014 Number of Hospice Deaths Served at Two Year Trailing Average Growth Rate	2014 Number of Hospice Deaths Served Limited to 60%	Projected 2014 Number of Deaths Served	Median Projected 2014 Hospice Deaths	Place-holders for New Hospice Office	Projected Number of Additional Patients in Need Surplus	Licensed Hospice Offices in County	Licensed Home Care Offices in County per 100,000	Additional Hospice Office Need
Source or Formula =>	Deaths - N.C. Vital Statistics	N.C. Office of State Budget and Management	Col. B x (Col. C/1000)	2012 License Data Supplements	Col. E x 3 Years Growth at 7.6% annually	Col. D x 60%	Lower Number of Deaths between Col. F and Col. G	Col. D x Projected Statewide Median Percent Deaths Served (42.5%)		Col. H + Col. J - Col. I	2012 License Data Supplement	Col. L / (Col. C / 100,000)	If Col. M <= 3 and Col. K <= 90
Lee	8.6	59,527	512	184	229	307	229	218	0	12	3	5.0	0
Lenoir	12.0	59,148	710	171	213	426	213	302	0	-89	3	5.1	0
Lincoln	8.9	80,938	720	240	299	432	299	306	0	-7	1	1.2	0
Macon	12.4	36,052	447	162	202	268	202	190	0	12	2	5.5	0
Madison	10.8	21,893	236	93	116	142	116	100	0	15	1	4.6	0
Martin	12.9	23,512	303	91	113	182	113	129	0	-16	3	12.8	0
McDowell	10.1	46,149	466	183	228	280	228	198	0	30	1	2.2	0
Mecklenburg *	5.6	991,609	5,553	2,449	3,051	3,332	3,051	2,360	0	691	4	0.4	0
Mitchell	13.1	15,454	202	76	95	121	95	86	0	9	1	6.5	0
Montgomery	8.8	28,472	251	64	80	150	80	106	0	-27	1	3.5	0
Moore *	11.5	91,436	1,052	370	461	631	461	447	0	14	3	3.3	0
Naah	9.8	97,314	954	318	396	572	396	405	0	-9	4	4.1	0
New Hanover	8.1	217,136	1,759	885	1,103	1,055	1,055	747	0	308	3	1.4	0
Northampton	12.7	21,592	274	58	72	165	72	117	0	-44	1	4.6	0
Onslow *	5.0	162,920	815	275	343	489	343	346	0	-4	4	2.5	0
Orange	5.6	141,723	794	403	502	476	476	337	0	139	3	2.1	0
Pamlico	11.4	13,305	152	63	78	91	78	64	0	14	2	15.0	0
Pasquotank *	8.9	39,492	351	135	168	211	168	149	0	19	2	5.1	0
Pender	8.8	56,190	494	199	248	297	248	210	0	38	3	5.3	0
Perquimans	11.2	13,679	153	28	35	92	35	65	0	-30	0	0.0	0
Person	10.8	41,225	445	143	178	267	178	189	0	-11	1	2.4	0
Pitt	7.1	176,422	1,253	438	546	752	546	532	0	13	8	4.5	0
Polk	14.9	20,476	305	167	208	183	183	130	0	53	1	4.9	0
Randolph	9.2	145,900	1,342	546	680	805	680	570	0	110	3	2.1	0
Richmond	11.7	46,481	544	186	232	326	232	231	0	1	3	6.5	0
Robeson	9.2	135,180	1,244	422	526	746	526	529	0	-3	6	4.4	0

* Population projections were adjusted to exclude active duty military personnel.

Table 13B: Year 2014 Hospice Home Care Office Need Projections - Proposed 2013 SMFP

Column A	Column B	Column C	Column D	Column E	Column F	Column G	Column H	Column I	Column J	Column K	Column L	Column M	Column N
County	2006-2010 Death Rate/1000 Population	2014 Population (excluding military)	Projected 2014 Deaths	2011 Reported Hospice Patient Deaths	2014 Number of Hospice Deaths Served at Two Year Trailing Average Growth Rate	2014 Number of Hospice Deaths Served Limited to 60%	Projected 2014 Number of Deaths Served	Median Projected 2014 Hospice Deaths	Place-holders for New Hospice Office	Projected Number of Additional Patients in Need Surplus (Deficit)	Licensed Hospice Offices in County	Licensed Home Care Offices in County per 100,000	Additional Hospice Office Need
Source or Formula =>	Deaths - N.C. Vital Statistics	N.C. Office of State Budget and Management	Col. B x (Col. C/1000)	2012 License Data Supplements	Col. E x 3 Years Growth at 7.6% annually	Col. D x 60%	Lower Number of Deaths between Col. F and Col. G	Col. D x Projected Statewide Median Percent Deaths Served (42.5%)		Col. H + Col. J - Col. I	2012 License Data Supplement	Col. L / (Col. C / 100,000)	If Col. M <= 3 and Col. K <= 90
Rockingham	11.5	93,354	1,074	326	406	644	406	456	0	-50	2	2.1	0
Rowan	10.1	138,199	1,396	490	610	837	610	593	0	17	3	2.2	0
Rutherford	12.6	69,831	880	419	522	528	522	374	0	148	2	2.9	0
Sampson	9.7	64,441	625	152	189	375	189	266	0	-76	4	6.2	0
Scotland	10.6	34,572	366	259	323	220	220	156	0	64	0	0.0	0
Stanly	10.5	62,102	652	272	339	391	339	277	0	62	2	3.2	0
Stokes	10.0	48,099	481	243	303	289	289	204	0	84	1	2.1	0
Surry	11.5	73,454	845	293	365	507	365	359	0	6	4	5.4	0
Swaan	13.6	14,745	201	41	51	120	51	85	0	-34	0	0.0	0
Transylvania	11.8	33,963	401	210	262	240	240	170	0	70	1	2.9	0
Tyrrell	11.2	4,342	49	7	9	29	9	21	0	-12	1	23.0	0
Union	5.8	216,071	1,253	501	624	752	624	533	0	92	3	1.4	0
Vance	10.1	46,010	465	123	153	279	153	197	0	-44	2	4.3	0
Wake *	4.7	982,899	4,620	2,010	2,504	2,772	2,504	1,963	0	541	8	0.8	0
Warren	11.4	20,916	238	26	32	143	32	101	0	-69	0	0.0	0
Washington	11.8	12,943	153	40	50	92	50	65	0	-15	2	15.5	0
Watauga	6.7	54,371	364	137	171	219	171	155	0	16	1	1.8	0
Wayne *	9.5	122,855	1,167	377	470	700	470	496	0	-26	5	4.1	0
Wilkes	10.4	70,401	732	173	216	439	216	311	90	-6	3	4.3	0
Wilson	10.1	83,630	845	250	311	507	311	359	0	-48	4	4.8	0
Yadkin	10.2	38,674	394	81	101	237	101	168	0	-67	1	2.6	0
Yancey	11.3	18,497	209	110	137	125	125	89	0	37	1	5.4	0
Grand Totals	8.3	9,913,591	82,283	31,841	38,571	49,370	38,571	34,559	162	4,174	243	2.5	2

* Population projections were adjusted to exclude active duty military personnel.

Table 13C: Year 2016 Hospice Inpatient Bed Need Projections - Proposed 2013 SMFP

Column A	Column B	Column C	Column D	Column E	Column F	Column G	Column H	Column I	Column J	Column K	Column L	Column M	Column N	Column O
County	Total Admissions (2011 Data)	Total Days of Care (2011 Data)	ALOS per Admission	Total 2016 Admissions	2016 Days of Care at County ALOS	2016 Days of Care at Statewide ALOS	Projected 2016 Days of Care for Inpatient Estimates	Projected Inpatient Days	Projected Total Inpatient Beds	Currently Licensed Beds	Approved/ License Pending/ Previous Need	Adjusted Projected Beds	Existing Facility Occupancy Rate	Deficit/ Surplus for Facilities not at 85% Occupancy
Source or Formula =>	2012 License Data Supplement	2012 License Data Supplement	Col. C / Col. B	Col. B x 5 Years Growth at 7.6% annually	Col. D x Col. E	Col. E x Statewide Median ALOS per Admission (72.65)	Lower # of Days of Care between Col. F and Col. G	Col. H x 6%	(Col. I/365)	License Inventory	CON	Col. J - (Col. K + Col. L)	2012 License Data Supplement	
Alamance	917	90,910	99.14	1,323	131,121	96,087	96,087	5,765	19	14	0	5	80.80%	0
Alexander	163	12,929	79.32	235	18,648	17,080	17,080	1,025	3		0	3		3
Alleghany	56	7,719	137.84	81	11,133	5,868	5,868	352	1		0	1		1
Anson	81	7,037	86.88	117	10,150	8,488	8,488	509	2		0	2		2
Ashie	107	9,279	86.72	154	13,383	11,212	11,212	673	2		0	2		2
Avery	81	5,752	71.01	117	8,296	8,488	8,296	498	2		0	2		2
Beaufort	266	21,557	81.04	384	31,092	27,873	27,873	1,672	5		0	5		5
Bertie	81	2,961	36.56	117	4,271	8,488	4,271	256	1		0	1		1
Bladen	202	15,094	74.72	291	21,770	21,166	21,166	1,270	4		0	4		4
Brunswick	553	47,466	85.83	798	68,461	57,946	57,946	3,477	11	0	7	4		4
Buncombe	1,269	88,682	69.88	1,830	127,908	132,972	127,908	7,674	25	20	0	5	95.41%	5
Burke	635	42,375	66.73	916	61,118	66,538	61,118	3,667	12	8	0	4	46.64%	0
Cabarrus	603	52,497	87.06	870	75,717	63,185	63,185	3,791	12	14	0	-2	71.05%	-2
Caldwell	526	51,029	97.01	759	73,600	55,117	55,117	3,307	11	9	0	2	82.72%	0
Camden	19	1,671	87.95	27	2,410	1,991	1,991	119	0		0	0		0
Carteret	252	15,857	62.92	363	22,871	26,406	22,871	1,372	4	0	6	-2		-2
Caswell	99	11,051	111.63	143	15,939	10,374	10,374	622	2		0	2		2
Catawba	969	70,503	72.76	1,398	101,688	101,536	101,536	6,092	20	17	0	3	91.04%	3
Chatham	287	25,273	88.06	414	36,432	30,073	30,073	1,804	6		0	6		6
Cherokee	82	3,058	37.29	118	4,411	8,592	4,411	265	1		0	1		1
Chowan	51	2,250	44.12	74	3,245	5,344	3,245	195	1		0	1		1
Clay	39	870	22.31	56	1,255	4,087	1,255	75	0		0	0		0
Cleveland	543	53,976	99.40	783	77,851	56,898	56,898	3,414	11	9	1	1	95.34%	1
Columbus	353	35,419	100.34	509	51,086	36,989	36,989	2,219	7	6	0	1	93.38%	1
Craven	402	38,854	96.65	580	56,040	42,123	42,123	2,527	8		0	8		8
Cumberland	920	73,475	79.86	1,327	105,974	96,402	96,402	5,784	19	8	0	11	57.29%	0
Currituck	83	4,608	55.52	120	6,646	8,697	6,646	399	1		0	1		1

Table 13C: Year 2016 Hospice Inpatient Bed Need Projections - Proposed 2013 SMFP

Column A	Column B	Column C	Column D	Column E	Column F	Column G	Column H	Column I	Column J	Column K	Column L	Column M	Column N	Column O
County	Total Admissions (2011 Data)	Total Days of Care (2011 Data)	ALOS per Admission	Total 2016 Admissions	2016 Days of Care at County ALOS	2016 Days of Care at Statewide ALOS	Projected 2016 Days of Care for Inpatient Estimates	Projected Inpatient Days	Projected Total Inpatient Beds	Currently Licensed Beds	Approved/ License Pending/ Previous Need	Adjusted Projected Beds	Existing Facility Occupancy Rate	Deficit/ Surplus for Facilities not at 85% Occupancy
Source or Formula =>	2012 License Data Supplement	2012 License Data Supplement	Col. C / Col. B	Col. B x 5 Years Growth at 7.6% annually	Col. D x Col. E	Col. E x Statewide Median ALOS per Admission (72.65)	Lower # of Days of Care between Col. F and Col. G	Col. H x 6%	(Col. I/85)	License Inventory	CON	Col. J - (Col. K + Col. L)	2012 License Data Supplement	
Dare	111	5,100	45.95	160	7,356	11,631	7,356	441	1		0	1		1
Davidson	685	44,737	65.31	988	64,525	71,777	64,525	3,872	12	8	0	4	78.80%	0
Davie	197	18,282	92.80	284	26,368	20,643	20,643	1,239	4	4	0	4		4
Duplin	283	20,473	72.34	408	29,529	29,654	29,529	1,772	6	3	3	0	68.04%	0
Durham	954	47,884	50.19	1,376	69,064	99,964	69,064	4,144	13	12	0	1	81.69%	0
Edgecombe	214	18,162	84.87	309	26,195	22,424	22,424	1,345	4		0	4		4
Forsyth	1,241	115,082	92.73	1,790	165,985	130,038	130,038	7,802	25	30	0	-5	90.27%	-5
Franklin	164	11,424	69.66	237	16,477	17,185	16,477	989	3		0	3		3
Gaston	1,017	61,662	60.63	1,467	88,936	106,566	88,936	5,336	17	6	7	4	91.32%	4
Gates	32	1,537	48.03	46	2,217	3,353	2,217	133	0		0	0		0
Graham	17	859	50.53	25	1,239	1,781	1,239	74	0		0	0		0
Granville	137	10,338	75.46	198	14,911	14,355	14,355	861	3		0	3		3
Greene	91	7,830	86.04	131	11,293	9,535	9,535	572	2		0	2		2
Guilford	1,719	165,239	96.13	2,479	238,327	180,125	180,125	10,807	35	14	4	17	79.49%	0
Halifax	240	19,152	79.80	346	27,623	25,148	25,148	1,509	5		0	5		5
Harnett	477	26,765	56.11	688	38,604	49,982	38,604	2,316	7	8	0	-1	49.86%	-1
Haywood	314	16,207	51.61	453	23,376	32,902	23,376	1,403	5	6	0	-1		-1
Henderson	891	68,151	76.49	1,285	98,295	93,363	93,363	5,602	18	19	0	-1	67.63%	-1
Hertford	69	2,647	38.36	100	3,818	7,230	3,818	229	1		0	1		1
Hoke	87	7,874	90.51	125	11,357	9,116	9,116	547	2		0	2		2
Hyde	38	2,920	76.84	55	4,212	3,982	3,982	239	1		0	1		1
Iredell	796	48,955	61.50	1,148	70,609	83,408	70,609	4,237	14	9	6	-1	95.07%	-1
Jackson	144	5,923	41.13	208	8,543	15,089	8,543	513	2		0	2		2
Johnston	494	31,042	62.84	713	44,772	51,764	44,772	2,686	9	12	0	-3	15.59%	-3
Jones	52	5,398	103.81	75	7,786	5,449	5,449	327	1		0	1		1
Lee	308	17,817	57.85	444	25,698	32,274	25,698	1,542	5		0	5		5
Lenoir	229	23,664	103.34	330	34,131	23,996	23,996	1,440	5		0	5		5

Table 13C: Year 2016 Hospice Inpatient Bed Need Projections - Proposed 2013 SMFP

Column A	Column B	Column C	Column D	Column E	Column F	Column G	Column H	Column I	Column J	Column K	Column L	Column M	Column N	Column O
County	Total Admissions (2011 Data)	Total Days of Care (2011 Data)	ALOS per Admission	Total 2016 Admissions	2016 Days of Care at County ALOS	2016 Days of Care at Statewide ALOS	Projected 2016 Days of Care for Inpatient Estimates	Projected Inpatient Days	Projected Total Inpatient Beds	Currently Licensed Beds	CON Approved/License Pending/Previous Need	Adjusted Projected Beds	Existing Facility Occupancy Rate	Deficit/ Surplus for Facilities not at 85% Occupancy
Source or Formula =>	2012 License Data Supplement	2012 License Data Supplement	Col. C / Col. B	Col. B x 5 Years Growth at 7.6% annually	Col. D x Col. E	Col. E x Statewide Median ALOS per Admission (72.65)	Lower # of Days of Care between Col. F and Col. G	Col. H x 6%	(Col. I/365) / 85%	License Inventory		Col. J - (Col. K + Col. L)	2012 License Data Supplement	
Lincoln	305	28,200	92.46	440	40,673	31,959	31,959	1,918	6		0	6		6
Mason	186	11,922	64.10	268	17,195	19,490	17,195	1,032	3		6	-3		-3
Madison	107	6,494	60.69	154	9,366	11,212	9,366	562	2		0	2		2
Martin	116	8,314	71.67	167	11,991	12,155	11,991	719	2		0	2		2
McDowell	275	27,372	99.53	397	39,479	28,816	28,816	1,729	6		0	6		6
Mecklenburg	2,662	189,763	71.29	3,839	273,699	278,936	273,699	16,422	53	19	28	6	94.38%	6
Mitchell	88	10,254	116.52	127	14,790	9,221	9,221	553	2		0	2		2
Montgomery	85	7,773	91.45	123	11,211	8,907	8,907	534	2		0	2		2
Moore	438	47,487	103.68	661	68,491	47,991	47,991	2,879	9	11	0	-2		-2
Nash	353	30,876	87.47	509	44,533	36,989	36,989	2,219	7		6	1		1
New Hanover	982	88,540	90.16	1,416	127,703	102,898	102,898	6,174	20	12	6	2	101.51%	2
Northampton	82	4,405	53.72	118	6,353	8,592	6,353	381	1		0	1		1
Onslow	348	25,285	72.66	502	36,469	36,465	36,465	2,188	7		0	7		7
Orange	478	36,405	76.16	689	52,508	50,087	50,087	3,005	10	6	0	4	74.79%	0
Pamlico	92	3,647	39.64	133	5,260	9,640	5,260	316	1		0	1		1
Pasquotank	145	11,404	78.65	209	16,448	15,194	15,194	912	3		0	3		3
Pender	232	19,660	84.74	335	28,356	24,310	24,310	1,459	5		0	5		5
Perquimans	33	1,802	54.61	48	2,599	3,458	2,599	156	1		0	1		1
Person	187	12,392	66.27	270	17,873	19,595	17,873	1,072	3		0	3		3
Pitt	550	53,498	97.27	793	77,161	57,631	57,631	3,458	11	8	0	3	65.86%	0
Polk	184	16,948	92.11	265	24,444	19,280	19,280	1,157	4		0	4		4
Randolph	593	51,527	86.89	855	74,318	62,137	62,137	3,728	12	12	0	0	61.59%	0
Richmond	231	25,123	108.76	333	36,235	24,205	24,205	1,452	5		6	-1		-1
Robeson	608	38,628	63.53	877	55,714	63,709	55,714	3,343	11	12	14	-15	52.95%	-15
Rockingham	381	15,826	41.54	550	22,826	39,923	22,826	1,370	4	3	2	-1	93.70%	-1
Rowan	523	35,697	68.25	754	51,486	54,802	51,486	3,089	10	0	7	3		3
Rutherford	492	49,043	99.68	710	70,736	51,554	51,554	3,093	10	10	0	0	86.00%	0

Table 13C: Year 2016 Hospice Inpatient Bed Need Projections - Proposed 2013 SMFP

Column A	Column B	Column C	Column D	Column E	Column F	Column G	Column H	Column I	Column J	Column K	Column L	Column M	Column N	Column O
County	Total Admissions (2011 Data)	Total Days of Care (2011 Data)	ALOS per Admission	Total 2016 Admissions	2016 Days of Care at County ALOS	2016 Days of Care at Statewide ALOS	Projected 2016 Days of Care for Inpatient Estimates	Projected Inpatient Days	Projected Total Inpatient Beds	Currently Licensed Beds	CON Approved/License Pending/Previous Need	Adjusted Projected Beds	Existing Facility Occupancy Rate	Deficit/ Surplus for Facilities not at 85% Occupancy
Source or Formula =>	2012 License Data Supplement	2012 License Data Supplement	Col. C / Col. B	Col. B x 5 Years Growth at 7.6% annually	Col. D x Col. E	Col. E x Statewide Median ALOS per Admission (72.65)	Lower # of Days of Care between Col. F and Col. G	Col. H x 6%	(Col. I/365) / 85%	License Inventory		Col. J - (Col. K + Col. L)	2012 License Data Supplement	
Sampson	252	18,300	72.62	363	26,394	26,406	26,394	1,584	5		0	5		5
Scotland	273	19,648	71.97	394	28,339	28,606	28,339	1,700	5	6	0	-1	91.19%	-1
Stanly	318	14,272	44.88	459	20,585	33,321	20,585	1,235	4		0	4		4
Stokes	214	22,615	105.68	309	32,618	22,424	22,424	1,345	4	0	6	-2		-2
Surry	488	55,750	114.24	704	80,409	51,135	51,135	3,068	10	13	0	-3	110.75%	-3
Swain	49	1,621	33.08	71	2,338	5,134	2,338	140	0		0	0		0
Transylvania	236	15,557	65.92	340	22,438	24,729	22,438	1,346	4		0	4		4
Tyrrell	7	247	35.29	10	356	733	356	21	0		0	0		0
Union	579	30,837	53.26	835	44,477	60,670	44,477	2,669	9	6	0	3	57.81%	0
Vance	895	8,697	9.72	1,291	12,544	93,782	12,544	753	2		0	2		2
Wake	2,408	168,926	70.15	3,473	243,645	252,321	243,645	14,619	47	14	10	23	59.26%	0
Warren	39	2,647	67.87	56	3,818	4,087	3,818	229	1		0	1		1
Washington	42	1,238	29.48	61	1,786	4,401	1,786	107	0		0	0		0
Watauga	176	12,381	70.35	254	17,857	18,442	17,857	1,071	3		0	3		3
Wayne	493	26,609	53.97	711	38,379	51,659	38,379	2,303	7	12	0	-5	80.65%	-5
Wilkes	241	15,072	62.54	348	21,739	25,253	21,739	1,304	4		0	4		4
Wilson	344	16,416	47.72	496	23,677	36,046	23,677	1,421	5		0	5		5
Yadkin	145	13,443	92.71	209	19,389	15,194	15,194	912	3		0	3		3
Yancey	128	15,381	120.16	185	22,184	13,412	13,412	805	3		0	3		3
Grand Totals	38,743	2,915,218	72.8	47,364	3,445,719	3,812,789	3,445,719	206,743	666	376	125			

Table 13D(1): Hospice Inpatient Facilities - Proposed 2013 SMFP

County	License Number	Facility	Number of Licensed Beds	Number of Beds CON Approved/ License Pending
Alamance	HOS1136	Hospice Home (Hospice of Alamance-Caswell)	14	0
Brunswick		Brunswick County Hospice Care Center	0	7
Buncombe	HOS0113	CarePartners Hospice & Palliative Care Services	20	0
Burke	HOS0364	Burke Hospice and Palliative Care, Inc.	8	0
Cabarrus	HOS3389	Hospice & Palliative Care of Cabarrus County	14	0
Caldwell	HOS4155	Caldwell Hospice & Palliative Care	5	0
Caldwell	HOS0185	Caldwell Hospice and Palliative Care, Inc	4	0
Carteret		Crystal Coast Hospice House	0	6
Catawba	HOS3144	Catawba Valley Hospice House	11	0
Catawba	HOS4445	Sherrills Ford Hospice House	6	0
Cleveland	HOS1413	Wendover - Hospice House	5	1
Cleveland	HOS4089	Kings Mountain Hospice House	4	0
Columbus	HOS0417	Lower Cape Fear Hospice, Inc.	6	0
Cumberland	HOS3412	Carrol S. Roberson Center	8	0
Davidson	HOS3784	Hospice of Davidson County/Hinkle House	8	0
Duplin	HOS3763	Carolina East Hospice Care Center	3	0
Durham	HOS3793	Duke Hospice, Hock Family Pavilion	12	0
Forsyth	HOS1603	Kate B. Reynolds Hospice Home	30	0
Gaston	HOS3717	Robin Johnson House - Gaston Hospice	6	0
Gaston		Gaston Hospice House - Mount Holly	0	7
Guilford	HOS1416	Hospice & Palliative Care Greensboro-Beacon Place	8	0
Guilford	HOS3522	Hospice Home at High Point	6	4
Harnett	HOS3690	E. Carlton Powell Hospice Center	8	0
Haywood	HOS3825	The Homestead at MedWest	6	0
Henderson	HOS2143	Elizabeth House (Four Seasons Compassion for Life)	19	0
Iredell	HOS3181	Gordon Hospice House	9	3
Johnston	HOS4088	Johnston Memorial Home Care and Hospice	12	0
Mecklenburg	HOS3727	Levine & Dickson Hospice House	11	1
Mecklenburg	H0010	Presbyterian Hospital - Harris Hospice Unit	8	10
Mecklenburg		HPCC - South Charlotte Inpatient Unit	0	10
Moore	HOS4477	First Health Hospice/Palliative Care	11	0
New Hanover	HOS1557	Hospice Care Center (Lower Cape Fear Hospice)	12	6
Orange	HOS1388	Duke Hospice at the Meadowlands	6	0
Pitt	HOS3749	University Health Systems Inpatient Hospice	8	0
Randolph	HOS4307	The Randolph Hospice House	12	0
Richmond	HOS2138	Richmond County Hospice Residential Facility	0	6
Robeson	H0064	Southeastern Regional Medical Center	12	6
Robeson	HOS2861	Native Angels Hospice	0	8
Rockingham	HOS0398	Hospice of Rockingham County, Inc	3	0
Rowan	HOS3918	Rowan Regional Hospice	0	7
Rutherford	HOS2891	Hospice of Rutherford County, Inc.	10	0
Scotland	HOS3031	Hospice of Scotland County	6	0
Stokes		Hospice & Palliative CareCenter dba Stokes County Hospice Home	0	6
Surry	HOS3796	Mountain Valley Hospice and Palliative Care	13	0
Union	HOS0405	Hospice of Union County	6	0
Wake	HOS1595	Hospice of Wake County, Inc	14	10
Wayne	HOS1324	3HC/Kitty Askins Hospice Center	12	0
Grand Totals			376	98

Figures were taken from the 2012 Hospice Data Supplements. Data were self reported to the Medical Facilities Planning Branch.

Table 13D(2): Hospice Inpatient Facilities Occupancy Rate for FY2011 - Proposed 2013 SMFP

County	Facility	Number of Licensed Beds 10/1/2010	Number of Beds Added during FY2010	Number of Licensed Beds 9/30/2011	Days of Care per 2012 Data Supplement	Occupancy Rate for Reporting Period
Alamance	* Hospice Home (Hospice of Alamance-Caswell)	8	6	14	2,432	80.80%
Buncombe	* CarePartners Hospice & Palliative Care Services	15	5	20	6,459	95.41%
Burke	Burke Palliative Care Center	8	0	8	1,362	46.64%
Cabarrus	Hospice & Palliative Care of Cabarrus County	6	0	6	1,556	71.05%
Caldwell	* Caldwell Hospice & Palliative Care	0	5	5	1,597	96.20%
Caldwell	Caldwell Hospice and Palliative Care, Inc	4	0	4	984	67.40%
Catawba	Catawba Valley Hospice House	11	0	11	3,739	93.13%
Catawba	* Sherrills Ford Hospice House	0	6	6	53	35.33%
Cleveland	Wendover - Hospice House	5	0	5	1,825	100.00%
Cleveland	Kings Mountain Hospice House	4	0	4	1,307	89.52%
Columbus	Lower Cape Fear Hospice, Inc.	6	0	6	2,045	93.38%
Cumberland	Carrol S. Roberson Center	8	0	8	1,673	57.29%
Davidson	Hospice of Davidson County/Hinkle House	8	0	8	2,301	78.80%
Duplin	Carolina East Hospice Care Center	3	0	3	745	68.04%
Durham	Duke Hospice, Hock Family Pavilion	12	0	12	3,578	81.69%
Forsyth	* Kate B. Reynolds Hospice Home	20	10	30	8,765	90.27%
Gaston	Robin Johnson House - Gaston Hospice	6	0	6	2,000	91.32%
Guilford	Hospice & Palliative Care Greensboro-Beacon Place	8	0	8	1,753	60.03%
Guilford	Hospice Home at High Point	6	0	6	2,309	105.43%
Harnett	E. Carlton Powell Hospice Center	8	0	8	1,456	49.86%
Henderson	Elizabeth House (Four Seasons Compassion for Life)	19	0	19	4,690	67.63%
Iredell	Gordon Hospice House	9	0	9	3,123	95.07%
Johnston	Johnston Memorial Home Care and Hospice	12	0	12	683	15.59%
Mecklenburg	Levine & Dickson Hospice House	11	0	11	4,330	107.85%
Mecklenburg	Presbyterian Hospital - Harris Hospice Unit	8	0	8	2,215	75.86%
New Hanover	Hospice Care Center (Lower Cape Fear Hospice)	12	0	12	4,446	101.51%
Orange	Duke Hospice at the Meadowlands	6	0	6	1,638	74.79%
Pitt	University Health Systems Inpatient Hospice	8	0	8	1,923	65.86%
Randolph	* The Randolph Hospice House	0	6	6	994	61.59%
Robeson	Southeastern Regional Medical Center	12	0	12	2,319	52.95%
Rockingham	Hospice of Rockingham County, Inc	3	0	3	1,026	93.70%
Rutherford	Hospice of Rutherford County, Inc.	10	0	10	3,139	86.00%
Scotland	Hospice of Scotland County	6	0	6	1,997	91.19%
Surry	Mountain Valley Hospice and Palliative Care	13	0	13	5,255	110.75%
Union	Hospice of Union County	6	0	6	1,266	57.81%
Wake	Hospice of Wake County, Inc	14	0	14	3,028	59.26%
Wayne	* 3HC/Kitty Askins Hospice Center	6	6	12	2,497	80.65%
Grand Totals		301	44	345	92,508	

*Occupancy rate adjusted for beds open during the data reporting year or for part of data reporting year.

Figures were taken from the 2012 Hospice Data Supplements. Data were self reported to the Medical Facilities Planning Branch.

Table 13E: Hospice Residential Facilities - Proposed 2013 SMFP

County	License Number	Facility	Number of Licensed Beds	Number of Beds CON Approved/ License Pending
Alamance	HOS1136	Hospice Home (Hospice of Alamance-Caswell)	8	0
Buncombe	HOS0113	CarePartners Hospice & Palliative Care Services	7	0
Burke	HOS0364	Burke Hospice and Palliative Care, Inc.	6	0
Cabarrus	HOS3389	Hospice & Palliative Care of Cabarrus County	10	0
Caldwell	HOS4155	Caldwell Hospice & Palliative Care	7	0
Caldwell	HOS0185	Caldwell Hospice and Palliative Care, Inc	2	0
Carteret		Crystal Coast Hospice House	0	4
Catawba	HOS3144	Catawba Valley Hospice House	10	0
Cleveland	HOS1413	Wendover - Hospice House	9	1
Cleveland	HOS4089	Kings Mountain Hospice House	4	0
Davidson	HOS3784	Hospice of Davidson County/Hinkle House	4	0
Duplin	HOS3763	Carolina East Hospice Care Center	3	0
Forsyth	HOS1603	Kate B. Reynolds Hospice Home	10	0
Gaston	HOS3717	Robin Johnson House - Gaston Hospice	6	0
Gaston		Gaston Hospice House - Mount Holly	0	5
Guilford	HOS3522	Hospice Home at High Point	8	0
Guilford	HOS1416	Hospice & Palliative Care Greensboro-Beacon Place	6	0
Iredell	HOS3181	Gordon Hospice House	6	-3
Johnston	HOS4088	Johnston Memorial Home Care and Hospice	6	0
Mecklenburg	HOS3727	Levine & Dickson Hospice House	5	-1
Randolph	HOS4307	The Randolph Hospice House	4	0
Richmond	HOS2138	Richmond County Hospice Residential Facility	6	-6
Rockingham	HOS0398	Hospice of Rockingham County, Inc	5	0
Rowan	HOS3918	Rowan Regional Hospice	0	7
Rutherford	HOS2891	Hospice of Rutherford County, Inc.	8	0
Scotland	HOS3031	Hospice of Scotland County	6	0
Stokes		Hospice & Palliative CareCenter dba Stokes County Hospice Home	0	4
Surry	HOS3796	Mountain Valley Hospice and Palliative Care	7	0
Union	HOS0405	Hospice of Union County	20	0
Wake	HOS1595	Hospice of Wake County, Inc	6	0
Wayne	HOS1324	3HC/Kitty Askins Hospice Center	12	0
Grand Totals			191	11

Table 13F: Inventory of Hospice Residential Beds - Proposed 2013 SMFP

County	CON Award	Operational Facility
Alamance	0	8
Alexander		
Alleghany		
Anson		
Ashe		
Avery		
Beaufort		
Bertie		
Bladen		
Brunswick		
Buncombe	0	7
Burke	0	6
Cabarrus	0	10
Caldwell	0	9
Camden		
Carteret	4	0
Caswell		
Catawba	0	10
Chatham		
Cherokee		
Chowan		
Clay		
Cleveland	1	13
Columbus		
Craven		
Cumberland		
Currituck		
Dare		
Davidson	0	4
Davie		
Duplin	0	3
Durham		
Edgecombe		
Forsyth	0	10
Franklin		
Gaston	5	6
Gates		
Graham		
Granville		
Greene		
Guilford	0	14
Halifax		
Harnett		
Haywood		
Henderson		
Hertford		
Hoke		
Hyde		
Iredell	-3	6
Jackson		
Johnston	0	6
Jones		
Lee		

Table 13F: Inventory of Hospice Residential Beds - Proposed 2013 SMFP

County	CON Award	Operational Facility
Lenoir		
Lincoln		
Macon		
Madison		
Martin		
McDowell		
Mecklenburg	-1	5
Mitchell		
Montgomery		
Moore		
Nash		
New Hanover		
Northampton		
Onslow		
Orange		
Pamlico		
Pasquotank		
Pender		
Perquimans		
Person		
Pitt		
Polk		
Randolph	0	4
Richmond	-6	6
Robeson		
Rockingham	0	5
Rowan	7	0
Rutherford	0	8
Sampson		
Scotland	0	6
Stanly		
Stokes	4	0
Surry	0	7
Swain		
Transylvania		
Tyrrell		
Union	0	20
Vance		
Wake	0	6
Warren		
Washington		
Watauga		
Wayne	0	12
Wilkes		
Wilson		
Yadkin		
Yancey		
Grand Totals	11	191

Table 13G: Hospice Home Care Office Need Determinations

(Proposed for Certificate of Need Review Commencing in 2013)

It is determined that the counties listed in the table below need additional hospice inpatient beds as specified.

County	HSA	Hospice Home Office Need Determination*	Certificate of Need Application Due Date**	Certificate of Need Beginning Review Date
Granville	IV	1	To be determined	To be determined
Cumberland	V	1	To be determined	To be determined
It is determined that there is no need for additional hospice home offices anywhere else in the state.				

* Need determinations shown in this document may be increased or decreased during the year pursuant to Policy GEN-2 (see Chapter 4).

** Application due dates are absolute deadlines. The filing deadline is 5:30 p.m. on the application due date. The filing deadline is absolute (see Chapter 3).

Table 13H: Hospice Inpatient Bed Need Determinations

(Proposed for Certificate of Need Review Commencing in 2013)

It is determined that the counties listed in the table below need additional hospice inpatient beds as specified.

County	HSA	Hospice Inpatient Beds Need Determination*	Certificate of Need Application Due Date**	Certificate of Need Beginning Review Date
McDowell	I	6	To be determined	To be determined
Lincoln	III	6	To be determined	To be determined
Mecklenburg	III	6	To be determined	To be determined
Chatham	IV	6	To be determined	To be determined
Craven	VI	8	To be determined	To be determined
Onslow	VI	7	To be determined	To be determined
It is determined that there is no need for additional hospice inpatient beds anywhere else in the state.				

* Need determinations shown in this document may be increased or decreased during the year pursuant to Policy GEN-2 (see Chapter 4).

** Application due dates are absolute deadlines. The filing deadline is 5:30 p.m. on the application due date. The filing deadline is absolute (see Chapter 3).

ATTACHMENT B

LETTERS OF SUPPORT

Ronald A. Paulus, MD
President and CEO



July 25, 2012

Mr. Chris Comeaux
President and CEO - Four Seasons
571 South Allen Road
Flat Rock, NC 28731

Ms. Tracy Buchanan
Chief Executive Officer - Care Partners
68 Sweeten Creek Road
Asheville, NC 28803

RE: Petition for additional need determination for hospice inpatient beds in Buncombe County, North Carolina

On behalf of Mission Health and the patients and families we serve throughout Western North Carolina, I am writing this letter to strongly affirm Mission Hospital's direct support of the additional need determination for hospice inpatient beds in Buncombe County, North Carolina.

Mission Hospital is the largest health system and the only tertiary care regional referral center for Western North Carolina and the adjoining region. From that vantage point, we have seen an increased need for hospice inpatient beds. In fact, there are times when patients requiring inpatient hospice services do not receive them due lack of bed availability. Supporting that observation, I observe that over the last seven years, hospice days in Buncombe County have increased by 127%, from 39,120 in 2004 to 88,682 in 2011. Over this same period of time, hospice inpatient beds in Buncombe County have increased by only 33%, from 15 to 20.

Additional hospice inpatient beds are needed now, so that patients and families do not have to go on waiting lists for end-of-life services. These patients and families should not have to wait until the "5" becomes a "6" and the process of developing new beds can begin. There are providers in Buncombe County who are prepared to develop these needed beds, and we are willing to support them.

Thank you for your consideration of this letter of support. Should you have any questions or require additional information, please let me know.

Sincerely,

A handwritten signature in black ink, appearing to read "Ronald A. Paulus".

Ronald A. Paulus, MD
President and CEO

July 24, 2012

Mr. Chris Comeaux
President and CEO
Four Seasons
571 South Allen Road
Flat Rock, NC 28731

Re: Petition for additional need determination for hospice inpatient beds in Buncombe County, North Carolina

Please find this letter to be a confirmation that I am in full agreement that there is a need for an additional 6 beds for hospice inpatient level of care in Buncombe County. I represent a Skilled Nursing Facility in Buncombe County and we have seen an increased need for hospice inpatient beds. There are times when we send our patients to the hospital and when they are discharged from the hospital their symptoms are such that we are not as able to control them as a hospice inpatient facility would be.

It has come to our attention that over the last seven years, hospice days of care in Buncombe County have increased by 127%, from 39,120 in 2004 to 88,682 in 2011. It is important to note that during this same period of time, hospice inpatient beds in Buncombe County have increased only by 33%, from 15 to 20.

Over the last five years, the occupancy of the hospice inpatient beds in Buncombe County has averaged over 100%. With the beds full, inpatient hospice services are not available when needed.

Additional hospice inpatient beds are needed now, so that patients and families do not have to go on waiting lists for end-of-life services. These patients and families should not have to wait one more year until the "5" becomes a "6" and the process of developing new beds can begin.

There are Providers in Buncombe County who are prepared to develop these needed beds.

We have appreciated the wonderful hospice services that have been provided in this community and we are happy to support the request for more inpatient beds in Buncombe County.

Sincerely,



Marsha Kaufman-McClure, CNHA
Executive Director

July 19, 2012

Mr. Chris Comeaux
President and CEO
Four Seasons
571 South Allen Road
Flat Rock, NC 28731

Re: Petition for additional need determination for hospice inpatient beds in Buncombe County, North Carolina

I am a physician in Buncombe County and many of the patients that I see have life limiting illnesses. As their disease states progress it is usually appropriate to refer them to hospice. Many times their diseases progress to such a degree that their family members are not able to provide the care that the patients so desperately need. In these instances, referring the patient and family to an inpatient hospice facility is most appropriate.

I have become aware that there is an increased need for hospice inpatient beds in the county. There have been times when I have referred one of my patients to an inpatient hospice facility only to find out that the facility is full and that my patient has been placed on a waiting list.

I understand that over the last seven years, hospice days of care in Buncombe County have increased by 127%, from 39,120 in 2004 to 88,682 in 2011. It is important to note that during this same period of time, hospice inpatient beds in Buncombe County have increased only by 33%, from 15 to 20.

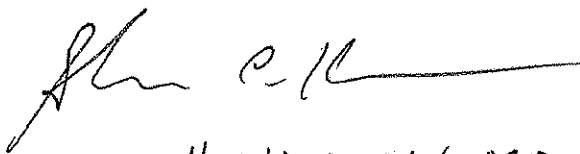
Over the last five years, the occupancy of the hospice inpatient beds in Buncombe County has averaged over 100%. With the beds full, inpatient hospice services are not available when needed.

Additional hospice inpatient beds are needed now, so that patients and families do not have to go on waiting lists for end-of-life services. These patients and families should not have to wait one more year until the "5" becomes a "6" and the process of developing new beds can begin.

There are Providers in Buncombe County who are prepared to develop these needed beds.

I have appreciated the wonderful hospice services that have been provided in this community and I fully support the request for more inpatient beds in Buncombe County.

Sincerely,



SHAW HENDERSON, MD
ASHEVILLE PULMONARY AND CRITICAL CARE

July 19, 2012

Mr. Chris Comeaux
President and CEO
Four Seasons
571 South Allen Road
Flat Rock, NC 28731

Re: Petition for additional need determination for hospice inpatient beds in Buncombe County, North Carolina

I am a physician in Buncombe County and many of the patients that I see have life limiting illnesses. As their disease states progress it is usually appropriate to refer them to hospice. Many times their diseases progress to such a degree that their family members are not able to provide the care that the patients so desperately need. In these instances, referring the patient and family to an inpatient hospice facility is most appropriate.

I have become aware that there is an increased need for hospice inpatient beds in the county. There have been times when I have referred one of my patients to an inpatient hospice facility only to find out that the facility is full and that my patient has been placed on a waiting list.

I understand that over the last seven years, hospice days of care in Buncombe County have increased by 127%, from 39,120 in 2004 to 88,682 in 2011. It is important to note that during this same period of time, hospice inpatient beds in Buncombe County have increased only by 33%, from 15 to 20.

Over the last five years, the occupancy of the hospice inpatient beds in Buncombe County has averaged over 100%. With the beds full, inpatient hospice services are not available when needed.

Additional hospice inpatient beds are needed now, so that patients and families do not have to go on waiting lists for end-of-life services. These patients and families should not have to wait one more year until the "5" becomes a "6" and the process of developing new beds can begin.

There are Providers in Buncombe County who are prepared to develop these needed beds.

I have appreciated the wonderful hospice services that have been provided in this community and I fully support the request for more inpatient beds in Buncombe County.

Sincerely,

 Stephen Owens, MD

July 19, 2012

Mr. Chris Comeaux
President and CEO
Four Seasons
571 South Allen Road
Flat Rock, NC 28731

Re: Petition for additional need determination for hospice inpatient beds in Buncombe County, North Carolina

I am a physician in Buncombe County and many of the patients that I see have life limiting illnesses. As their disease states progress it is usually appropriate to refer them to hospice. Many times their diseases progress to such a degree that their family members are not able to provide the care that the patients so desperately need. In these instances, referring the patient and family to an inpatient hospice facility is most appropriate.

I have become aware that there is an increased need for hospice inpatient beds in the county. There have been times when I have referred one of my patients to an inpatient hospice facility only to find out that the facility is full and that my patient has been placed on a waiting list.

I understand that over the last seven years, hospice days of care in Buncombe County have increased by 127%, from 39,120 in 2004 to 88,682 in 2011. It is important to note that during this same period of time, hospice inpatient beds in Buncombe County have increased only by 33%, from 15 to 20.

Over the last five years, the occupancy of the hospice inpatient beds in Buncombe County has averaged over 100%. With the beds full, inpatient hospice services are not available when needed.

Additional hospice inpatient beds are needed now, so that patients and families do not have to go on waiting lists for end-of-life services. These patients and families should not have to wait one more year until the "5" becomes a "6" and the process of developing new beds can begin.

There are Providers in Buncombe County who are prepared to develop these needed beds.

I have appreciated the wonderful hospice services that have been provided in this community and I fully support the request for more inpatient beds in Buncombe County.

Sincerely,



Dave Packer, MD

ASHEVILLE PULMONARY AND CRITICAL CARE

July 19, 2012

Mr. Chris Comeaux
President and CEO
Four Seasons
571 South Allen Road
Flat Rock, NC 28731

Re: Petition for additional need determination for hospice inpatient beds in Buncombe County, North Carolina

I am a physician in Buncombe County and many of the patients that I see have life limiting illnesses. As their disease states progress it is usually appropriate to refer them to hospice. Many times their diseases progress to such a degree that their family members are not able to provide the care that the patients so desperately need. In these instances, referring the patient and family to an inpatient hospice facility is most appropriate.

I have become aware that there is an increased need for hospice inpatient beds in the county. There have been times when I have referred one of my patients to an inpatient hospice facility only to find out that the facility is full and that my patient has been placed on a waiting list.

I understand that over the last seven years, hospice days of care in Buncombe County have increased by 127%, from 39,120 in 2004 to 88,682 in 2011. It is important to note that during this same period of time, hospice inpatient beds in Buncombe County have increased only by 33%, from 15 to 20.

Over the last five years, the occupancy of the hospice inpatient beds in Buncombe County has averaged over 100%. With the beds full, inpatient hospice services are not available when needed.

Additional hospice inpatient beds are needed now, so that patients and families do not have to go on waiting lists for end-of-life services. These patients and families should not have to wait one more year until the "5" becomes a "6" and the process of developing new beds can begin.

There are Providers in Buncombe County who are prepared to develop these needed beds.

I have appreciated the wonderful hospice services that have been provided in this community and I fully support the request for more inpatient beds in Buncombe County.

Sincerely,

Neil Taylor MD

MASON Newberry

828-213-1441



July 19, 2012

Mr. Chris Comeaux
President and CEO
Four Seasons
571 South Allen Road
Flat Rock, NC 28731

Re: Petition for additional need determination for hospice inpatient beds in Buncombe County, North Carolina

Please find this letter to be a confirmation that I am in full agreement that there is a need for an additional 6 beds for hospice inpatient level of care in Buncombe County. I represent a Skilled Nursing Facility in Buncombe County and we have seen an increased need for hospice inpatient beds. There are times when we send our patients to the hospital and when they are discharged from the hospital their symptoms are such that we are not as able to control them as a hospice inpatient facility would be.

It has come to our attention that over the last seven years, hospice days of care in Buncombe County have increased by 127%, from 39,120 in 2004 to 88,682 in 2011. It is important to note that during this same period of time, hospice inpatient beds in Buncombe County have increased only by 33%, from 15 to 20.

Over the last five years, the occupancy of the hospice inpatient beds in Buncombe County has averaged over 100%. With the beds full, inpatient hospice services are not available when needed.

Additional hospice inpatient beds are needed now, so that patients and families do not have to go on waiting lists for end-of-life services. These patients and families should not have to wait one more year until the "5" becomes a "6" and the process of developing new beds can begin.

There are Providers in Buncombe County who are prepared to develop these needed beds.

We have appreciated the wonderful hospice services that have been provided in this community and we are happy to support the request for more inpatient beds in Buncombe County.

Sincerely,

Carol Millican, RN
Director of Nursing



July 25, 2012

State Health Coordinating Council
NC Division of Health Services Regulation
701 Barbour Drive
Raleigh, NC 27603

Re: Petition for a Special Need Adjustment to
the Hospice Inpatient Bed Methodology

Dear Council Members:

As a practicing physician in Buncombe County, I would like to encourage you to allow additional hospice inpatient beds in our County.

I understand that over the past seven years, hospice days of care in Buncombe County have increased by 127%. At the same time, hospice inpatient beds in our County have increased by only 33%. With just 20 inpatient hospice beds available, it is sometimes difficult to place a patient in the inpatient facility due to occupancy limitations.

Our growing elderly population in Buncombe County supports the need for additional hospice inpatient beds. It would be catastrophic for patients who need inpatient hospice care to be unable to receive that level of care due to the unavailability of beds.

Thank you for your consideration of this request. Please feel free to contact me if you have questions.

Sincerely,

A handwritten signature in black ink, appearing to read 'Edgardo Diez', is written over a horizontal line.

Edgardo Diez, M.D.

July 25, 2012

State Health Coordinating Council
NC Division of Health Services Regulation
701 Barbour Drive
Raleigh, NC 27603

Re: Petition for a Special Need Adjustment to
the Hospice Inpatient Bed Methodology

Dear Council Members:

As a practicing physician in Buncombe County, I would like to encourage you to allow additional hospice inpatient beds in our County.

I understand that over the past seven years, hospice days of care in Buncombe County have increased by 127%. At the same time, hospice inpatient beds in our County have increased by only 33%. With just 20 inpatient hospice beds available, it is sometimes difficult to place a patient in the inpatient facility due to occupancy limitations.

Our growing elderly population in Buncombe County supports the need for additional hospice inpatient beds. It would be catastrophic for patients who need inpatient hospice care to be unable to receive that level of care due to the unavailability of beds.

Thank you for your consideration of this request. Please feel free to contact me if you have questions.

Sincerely,



Katherine E. Volatile MD
Looking Glass Eye Center
188 Medical Park Drive
Brevard, North Carolina 28712

July 25, 2012

State Health Coordinating Council
NC Division of Health Services Regulation
701 Barbour Drive
Raleigh, NC 27603

Re: Petition for a Special Need Adjustment to
the Hospice Inpatient Bed Methodology

Dear Council Members:

As a retired physician, formerly practicing with Blue Ridge Bone & Joint in Buncombe County, I would like to encourage you to allow additional hospice inpatient beds in our county.

I understand that over the past seven years, hospice days of care in Buncombe County have increased by 127%. At the same time, hospice inpatient beds in our County have increased by only 33%. With just 20 inpatient hospice beds available, it is sometimes difficult to place a patient in the inpatient facility due to occupancy limitations.

Our growing elderly population in Buncombe County supports the need for additional hospice inpatient beds. It would be catastrophic for patients who need inpatient hospice care to be unable to receive that level of care due to the unavailability of beds.

Thank you for your consideration of this request. Please feel free to contact me if you have questions.

Sincerely,


David Cappiello, M.D.
Retired Physician