

## Chapter 10: Nursing Care Facilities

Following are draft Materials related to the Projected  
Nursing Care Bed Need Determinations

Work Sheet for Development of Trend Line

Table 10A: Inventory of Nursing Home and Hospital Nursing Care Beds

Table 10B: Nursing Bed Need Projections for 2012

Nursing Facility Utilization Data (relates to occupancy rate determinations)

Based on application of the current methodology and use of current population estimates and projections, there would be a need determination in Camden County for 10 beds.

---

## Work Sheet for Development of "Trend Line" -- 2003 through 2007 -- Rates Projected for 30 Months

LTC Nursing Bed Average Annual Rates of Change in "Use Rates per 1000 Population"

COUNTY	Yearly Totals for 2003 through 2007												Average Annual Rate of Change in "Use Rates per 1000"			
	Combined LTC Nursing Patients in 2003	Estimated 2003 Population	Combined Use Rate for 2003	Combined LTC Nursing Patients in 2004	Estimated 2004 Population	Combined Use Rate for 2004	Combined LTC Nursing Patients in 2005	Estimated 2005 Population	Combined Use Rate for 2005	Reported LTC Nursing Patients in 2005	Projected 2006 Population	Combined Use Rate for 2006		Reported LTC Nursing Patients in 2007	Projected 2007 Population	Combined Use Rate for 2007
Under age 65*	3,908	7,325,967	0.53	4,156	7,428,677	0.56	4,284	7,551,803	0.57	4,296	7,715,433	0.56	4,453	7,867,443	0.57	1.52%
Ages 65 - 74	5,734	540,752	10.60	5,704	547,094	10.43	5,678	557,502	10.18	5,783	570,791	10.13	5,581	589,928	9.46	-2.78%
Ages 75 - 84	13,698	344,790	39.73	13,620	349,073	39.02	13,587	353,047	38.48	13,200	356,348	37.04	12,911	359,623	35.90	-2.50%
Ages 85 Up	15,829	119,089	132.92	15,573	121,092	128.60	15,784	124,835	126.44	16,137	132,412	121.87	16,083	138,473	116.15	-3.31%

\* Adjustments for "Active Duty Military Personnel" have been applied to the "Under age 65" population projections.

### Rates Projected for 30 Months:

Annual Rate of Change Applied to 2007 Use Rates:		30 Month Change	
Annual Change	0.00860328	Rounds to	0.02
	-0.2633839	Rounds to	-0.66
	-0.8960109	Rounds to	-2.24
	-3.8442845	Rounds to	-9.61
Use Rates Advanced 30 Months:			
0 - 64	0.5875		
65 - 74	8.8020		
75 - 84	33.6615		
85 Up	106.5347		




Table 10A: Inventory of Nursing Home and Hospital Nursing Care Beds (Draft for May 16, 2008 Committee Meeting)

COUNTY	Facility Name	INVENTORY										Sum of Exclusions	TOTAL Planning Inventory	
		Licensed Nursing Beds in Nursing Homes	Licensed Nursing Beds in Hospitals	TOTAL Licensed Beds	CON Approved / License Pending Nursing Home	Hospital	Available in SMFP	TOTAL Available						
Alamance	Alamance Health Care Center	180	0	180								180	0	180
	Edgewood Place at the Village at Brookwood	105	0	105								105	12	93
	Liberty Commons Nursing & Rehab Center	90	0	90								90	0	90
	Presbyterian Home of Hawfields	117	0	117								117	8	109
	Rehab. & Healthcare Center of Alamance	120	0	120								120	0	120
TOTALS	Twin Lakes Community	100	0	100	16							116	24	92
	White Oak Manor-Burlington	160	0	160							160	0	0	160
		872	0	872	16						888	44	844	
Alexander	Valley Nursing Center	183	0	183								183	12	171
	TOTALS	183	0	183	0							183	12	171
Allegheny	SunBridge Care & Rehab. of Allegheny	90	0	90								90	0	90
	TOTALS	90	0	90	0							90	0	90
Anson	Anson Community Hospital	0	95	95								95	0	95
	Heritage Hills Living Center, LLC	66	0	66								66	0	66
TOTALS		66	95	161	0						161	0	161	
Ashe	AMH Seagraves Care Center	0	60	60								60	0	60
	Margate Health & Rehab Center	150	0	150								150	0	150
TOTALS		150	60	210	0						210	0	210	
Avery	Cannon Memorial Hospital	0	10	10								10	0	10
	Life Care Center of Banner Elk	118	0	118								118	0	118
TOTALS		118	10	128	0						128	0	128	
Beaufort	Britthaven of Washington	140	0	140								140	0	140
	Pungo District Hospital	0	10	10								10	0	10
TOTALS	Ridgewood Manor, Inc.	150	0	150							150	0	150	
		290	10	300	0						300	10	290	
Bertie	Brian Center Health & Rehab/Windsor	82	0	82								82	0	82
	Three Rivers Health and Rehab	60	0	60								60	0	60
TOTALS		142	0	142	0						142	0	142	
Bladen	Bladen County Hospital	0	10	10								10	0	10
	Elizabethtown Nursing Center, Inc.	94	0	94								94	0	94
TOTALS	SunBridge Care & Rehab. for Elizabethtown	90	0	90							90	0	90	
		184	10	194	0						194	0	194	
Brunswick	Autumn Care of Shalotte	130	0	130								130	0	130
	Brunswick Cove Nursing Center	175	0	175								175	0	175
TOTALS	J. Arthur Doshier Hospital	0	50	50							50	0	50	
	Ocean Trail Convalescent Center, Inc.	99	0	99							99	0	99	
TOTALS	Universal Health Care	0	0	0	90						90	0	90	
		404	50	454	90	70					614	0	614	

Table 10A: Inventory of Nursing Home and Hospital Nursing Care Beds (Draft for May 16, 2008 Committee Meeting)

COUNTY	Facility Name	INVENTORY										Sum of Exclusions	TOTAL Planning Inventory	
		Licensed Nursing Beds in Nursing Homes	Licensed Nursing Beds in Hospitals	TOTAL Licensed Beds	CON Approved / Nursing Home	License Pending Hospital	Available in SMFP	TOTAL Available						
Burcombe	Asheville Health Care Center	106	0	106								0	106	
	Aston Park Health Care Center, Inc.	120	0	120								0	120	
	Black Mountain Neuro-Medical Treatment Ctr*	0	0	0								0	0	
	Brian Center Health & Rehab/Weaverville	122	0	122								0	122	
	Brooks-Howell Home	58	0	58								58	0	
	Deerfield Episcopal Retirement Community	48	0	48				14				31	31	
	Emerald Ridge Rehab. & Care Center	100	0	100								0	100	
	Fletcher's Fairview Health Care Center	106	0	106								0	106	
	Givens Health Center	58	0	58								2	56	
	Golden LivingCenter - Asheville	77	0	77								0	77	
	Grace Healthcare of Asheville	120	0	120								0	120	
	Highland Farms, Inc.	60	0	60								0	60	
	Magnolia Health Care Center	120	0	120								0	120	
	Mountain Ridge Wellness Center	97	0	97								0	97	
	Pisgah Manor Health Care Center	118	0	118								6	112	
	Rickman Nursing Care Center	100	0	100								10	90	
	The Laurels of Green Tree Ridge	98	0	98								0	98	
	The Laurels of Summit Ridge	60	0	60								0	60	
	The Oaks at Sweeten Creek Healthcare	100	0	100								0	100	
	<b>TOTALS:</b>		1668	0	1668	14	0	0	0	0	0	1682	107	1575
Burke	Autumn Care of Drexel	100	0	100								0	100	
	Britthaven of Morganton	121	0	121								0	121	
	Carolina Rehab Center of Burke	90	0	90								0	90	
	College Pines Nursing Center	100	0	100								0	100	
	Grace Heights Health and Rehab Center	120	0	120								0	120	
	Grace Ridge	25	0	25								13	12	
	<b>TOTALS:</b>	556	0	556	0	0	0	0	0	0	556	13	543	
	Cabarrus	Avante at Concord	120	0	120								0	120
		Brian Center Health and Retirement	90	0	90								0	90
		Five Oaks Manor	160	0	160								0	160
Gardens of Taylor Glen Retirement Comm.		24	0	24								17	7	
The Oaks at Town Center		70	0	70								0	70	
Transitional Health Services of Kannapolis		107	0	107								0	107	
Universal Health Care and Rehab Center		120	0	120								0	120	
<b>TOTALS:</b>		691	0	691	0	0	0	0	0	0	691	17	674	
Caldwell	Camelot Manor Nursing Care Fac., Inc.	120	0	120								0	120	
	Gateway Rehabilitation and Healthcare	100	0	100								0	100	
	Lenoir Healthcare Center	120	0	120								0	120	
<b>TOTALS:</b>	60	0	60								0	60		
<b>TOTALS:</b>	400	0	400	0	0	0	0	0	0	400	0	400		

\* State Veterans Nursing Homes, Hospitals, Mental Retardation Centers and Special Care Centers are not counted in the "County" and "State" Totals.



Table 10A: Inventory of Nursing Home and Hospital Nursing Care Beds (Draft for May 16, 2008 Committee Meeting)

COUNTY	Facility Name	INVENTORY										Sum of Exclusions	TOTAL Planning Inventory	
		Licensed Nursing Beds In Nursing Homes		Licensed Nursing Beds In Hospitals		TOTAL Licensed Beds		CON Approved / License Pending		Available in SMFP				TOTAL Available
						Nursing Home	Hospital	Nursing Home	Hospital					
Cleveland	Century Care of Shelby	100	0	0	100	0	0	0	0	0	0	100	0	100
	Cleveland Pines Nursing Center	120	0	0	120	0	0	0	0	0	0	120	0	120
	Crawley Memorial Hospital	0	10	0	10	0	0	0	0	0	0	10	0	10
	Kings Mountain Hospital	0	10	0	10	0	0	0	0	0	0	10	0	10
	White Oak Manor/Kings Mountain	154	0	0	154	0	0	0	0	0	0	154	0	154
TOTALS	160	20	0	180	0	0	0	0	0	0	180	0	180	
Columbus	Liberty Commons Nursing and Rehab Ctr.	107	0	0	107	0	0	0	0	0	0	107	0	107
	Premier Living and Rehab Center	127	0	0	127	0	0	0	0	0	0	127	0	127
	Shoreland Health Care & Retirement Center	89	0	0	89	0	0	0	0	0	0	89	0	89
	TOTALS	323	0	0	323	0	0	0	0	0	0	323	0	323
	Craven	Bayview Nursing and Rehabilitation	60	0	0	60	0	0	0	0	0	0	60	0
Britthaven of Havelock		70	0	0	70	0	0	0	0	0	0	70	0	70
Britthaven of New Bern		105	0	0	105	0	0	0	0	0	0	105	0	105
Two Rivers Healthcare - Trent Campus		116	0	0	116	0	0	0	0	0	0	116	0	116
Two Rivers Healthcare - Neuse Campus		110	0	0	110	0	0	0	0	0	0	110	0	110
TOTALS	461	0	0	461	0	0	0	0	0	0	461	0	461	
Cumberland	Autumn Care of Cumberland	0	0	0	0	0	0	0	0	0	0	0	0	0
	Bethesda Health Care Facility	85	0	0	85	0	0	0	0	0	0	85	0	85
	Cambellton Health Care Center	120	0	0	120	0	0	0	0	0	0	120	0	120
	Carolina Hlth. Care Ctr. Of Cumberland Co.	136	0	0	136	0	0	0	0	0	0	136	0	136
	Golden Years Nursing Home	58	0	0	58	0	0	0	0	0	0	58	0	58
	Haymount Rehab and Nursing Center	98	0	0	98	0	0	0	0	0	0	98	0	98
	Highland House of Fayetteville	106	0	0	106	0	0	0	0	0	0	106	0	106
	North Carolina State Veterans Nursing Home	0	0	0	0	0	0	0	0	0	0	0	0	0
	The Rehab. and Hlth. Care Ctr./Village Green	170	0	0	170	0	0	0	0	0	0	170	0	170
	Whispering Pines Nursing & Rehab Center	86	0	0	86	0	0	0	0	0	0	86	0	86
Woodlands Assisted Living and Rehab	80	0	0	80	0	0	0	0	0	0	80	0	80	
TOTALS	939	0	0	939	0	0	0	0	0	0	939	0	939	
Currituck	(15/Camden)													
	Sentara Nursing Center-Currituck	100	0	0	100	0	0	0	0	0	0	100	15	85
TOTALS	100	0	0	100	0	0	0	0	0	0	100	15	85	
Dare	Britthaven of Outer Banks	126	0	0	126	0	0	0	0	0	0	126	0	126
	TOTALS	126	0	0	126	0	0	0	0	0	0	126	0	126

\* State Veterans Nursing Homes, Hospitals, Mental Retardation Centers and Special Care Centers are not counted in the "County" and "State" Totals.

Table 10A: Inventory of Nursing Home and Hospital Nursing Care Beds (Draft for May 16, 2008 Committee Meeting)

COUNTY	Facility Name	INVENTORY										Sum of Exclusions	TOTAL Planning Inventory
		Licensed Nursing Beds in Nursing Homes	Licensed Nursing Beds in Hospitals	TOTAL Licensed Beds	CON Approved / License Pending Nursing Home	Hospital	Available in SMFP	TOTAL Available					
Davidson	Alston Brook	100	0	100							100	0	100
	Brian Center Nursing Care/Lexington	106	0	106							106	0	106
	Brithaven of Davidson	140	0	140							140	0	140
	Centerclair, Inc.	60	0	60							60	2	58
	Lexington Health Care Center	90	0	90							90	0	90
	Liberty Wood Nursing Center	120	0	120							120	0	120
	Mountain Vista Health Park	60	0	60							60	0	60
	Piedmont Crossing (United Church)	54	0	54							54	35	19
	SunBridge Care & Rehab. for Lexington	64	0	64							64	0	64
	<b>TOTALS:</b>	<b>794</b>	<b>0</b>	<b>794</b>	<b>0</b>	<b>0</b>	<b>0</b>	<b>0</b>	<b>0</b>	<b>0</b>	<b>794</b>	<b>37</b>	<b>757</b>
Davie	Autumn Care of Mocksville	96	0	96							96	0	96
	Bermuda Village Retirement Center	3	0	3							3	0	3
	Bermuda Commons Nursing/Rehab Center	117	0	117							117	0	117
<b>TOTALS:</b>	<b>216</b>	<b>0</b>	<b>216</b>	<b>0</b>	<b>0</b>	<b>0</b>	<b>0</b>	<b>0</b>	<b>0</b>	<b>216</b>	<b>0</b>	<b>216</b>	
Duplin	Brian Center Health & Rehab/Wallace	80	0	80							80	0	80
	Duplin General Hospital	0	20	20							20	0	20
	GlenCare	80	0	80							80	20*	60
	Kenansville Health and Rehab Center	92	0	92							92	0	92
	<b>TOTALS:</b>	<b>252</b>	<b>20</b>	<b>272</b>	<b>0</b>	<b>0</b>	<b>0</b>	<b>0</b>	<b>0</b>	<b>0</b>	<b>272</b>	<b>20</b>	<b>252</b>
	Durham	Brian Center Health & Rehabilitation/Durham	140	0	140							140	0
Carver Living Center		232	0	232							232	0	232
Croasdalle Village		114	0	114							114	32	82
Forest View Rehab Center**		23	0	23							23	0	23
Grace Healthcare of Durham		126	0	126							126	0	126
Hillcrest Convalescent Center, Inc.		120	0	120							120	0	120
Pettigrew Rehabilitation & Healthcare		107	0	107							107	0	107
Rose Manor Healthcare Center		123	0	123							123	0	123
The Cedars of Chapel Hill		32	0	32							32	16	16
The Forest at Duke		58	0	58							58	29	29
Treyburn Healthcare		132	0	132							132	0	132
UniHealth Post-Acute Care of Durham		125	0	125							125	0	125
<b>TOTALS:</b>		<b>1332</b>	<b>0</b>	<b>1332</b>	<b>0</b>	<b>0</b>	<b>0</b>	<b>0</b>	<b>0</b>	<b>0</b>	<b>1332</b>	<b>77</b>	<b>1255</b>
Edgecombe	Golden LivingCenter - Tarboro	159	0	159							159	0	159
	Tarboro Nursing Center	118	0	118							118	0	118
	The Fountains at The Albemarle	30	0	30							30	0	30
<b>TOTALS:</b>	<b>307</b>	<b>0</b>	<b>307</b>	<b>0</b>	<b>0</b>	<b>0</b>	<b>0</b>	<b>0</b>	<b>0</b>	<b>307</b>	<b>0</b>	<b>307</b>	

\* Pursuant to Policy NH-5, beds transferred from State Psychiatric Hospital nursing facilities are excluded from the planning inventory.

\*\* Portions of facility are in Durham and Orange Counties.



Table 10A: Inventory of Nursing Home and Hospital Nursing Care Beds (Draft for May 16, 2008 Committee Meeting)

COUNTY	Facility Name	INVENTORY										Sum of Exclusions	TOTAL Planning Inventory		
		Licensed Nursing Beds In Nursing Homes		Licensed Nursing Beds In Hospitals		TOTAL Licensed Beds		CON Approved / License Pending Nursing Home		Hospital				Available in SMFP	TOTAL Available
		Licensed Nursing Beds In Nursing Homes	Licensed Nursing Beds In Hospitals	Licensed Nursing Beds	Licensed Nursing Beds	Nursing Home	Hospital	Hospital							
Forsyth	Arbor Acres United Methodist Retire. Comm.	53	0	0	53							53	0		
	Baptist Retirement Homes of NC	85	0	0	85							85	20		
	Brian Ctr. Health & Retire./Winston Salem	40	0	0	40							40	0		
	Britthaven of Kernersville	92	0	0	92							92	0		
	Clemmons Nursing and Rehab Center	120	0	0	120							120	0		
	Forsyth Medical Center Skilled Nursing Unit	0	20	20	0							20	0		
	Grace Healthcare of Winston-Salem	230	0	0	230							230	0		
	Heritage Healthcare of High-Point	100	0	0	100							100	0		
	Lutheran Home/Winston-Salem	217	0	0	217							217	6		
	Salertowne	84	0	0	84							84	46		
	Silas Creek Manor	99	0	0	99							99	0		
	Springwood Care Center of Forsyth	200	0	0	200							200	0		
	The Rehab / Skilled Nur. Fac. at Oak Summit	170	0	0	170							170	18		
	The Oaks at Forsyth	151	0	0	151							151	0		
	<b>TOTALS</b>	<b>1841</b>	<b>20</b>	<b>20</b>	<b>1861</b>	<b>0</b>	<b>0</b>	<b>0</b>	<b>0</b>	<b>0</b>	<b>0</b>	<b>1861</b>	<b>143</b>		
Franklin	Britthaven of Louisville	166	0	0	166							166	0		
	Louisburg Nursing Center	92	0	0	92							92	0		
	<b>TOTALS</b>	<b>258</b>	<b>0</b>	<b>0</b>	<b>258</b>	<b>0</b>	<b>0</b>	<b>0</b>	<b>0</b>	<b>0</b>	<b>0</b>	<b>258</b>	<b>0</b>		
Gaston	Alexandria Place	60	0	0	60							60	0		
	Belaire Health Care Center	80	0	0	80							80	0		
	Brian Center Health & Rehab./Gastonia	162	0	0	162							162	0		
	Carolina Care Center	107	0	0	107							107	0		
	Century Care of Cherryville	54	0	0	54							54	0		
	Century Care of Gastonia	120	0	0	120							120	0		
	Courtland Terrace	77	0	0	77							77	0		
	Covenant Village, Inc.	38	0	0	38							38	19		
	MeadowWood Nursing Center	50	0	0	50							50	0		
	Rehab. & Health Center of Gastonia	118	0	0	118							118	0		
	Stanley Total Living Center, Inc.	106	0	0	106							106	23		
	<b>TOTALS</b>	<b>972</b>	<b>0</b>	<b>0</b>	<b>972</b>	<b>0</b>	<b>0</b>	<b>0</b>	<b>0</b>	<b>0</b>	<b>0</b>	<b>972</b>	<b>42</b>		
Gates	Down East Health and Rehabilitation	70	0	0	70							70	0		
	<b>TOTALS</b>	<b>70</b>	<b>0</b>	<b>0</b>	<b>70</b>	<b>0</b>	<b>0</b>	<b>0</b>	<b>0</b>	<b>0</b>	<b>0</b>	<b>70</b>	<b>0</b>		
Graham	Britthaven of Graham	80	0	0	80							80	0		
	<b>TOTALS</b>	<b>80</b>	<b>0</b>	<b>0</b>	<b>80</b>	<b>0</b>	<b>0</b>	<b>0</b>	<b>0</b>	<b>0</b>	<b>0</b>	<b>80</b>	<b>0</b>		

Table 10A: Inventory of Nursing Home and Hospital Nursing Care Beds (Draft for May 16, 2008 Committee Meeting)

COUNTY	Facility Name	INVENTORY						Sum of Exclusions	TOTAL Planning Inventory
		Licensed Nursing Beds in Nursing Homes	Licensed Nursing Beds in Hospitals	TOTAL Licensed Beds	CON Approved / License Pending Nursing Home	License Pending Hospital	Available in SMFP		
Granville	Granville Medical Center/Brantwood	0	80	80				0	80
	Oxford Manor	160	0	160				0	160
	<b>TOTALS</b>	160	80	240	0	0	0	0	240
Greene	Britthaven of Snow Hill	115	0	115				0	115
	<b>TOTALS</b>	115	0	115	0	0	0	0	115
Guilford	Adams Farm Living and Rehab	120	0	120				0	120
	Ashton Place Health & Rehab	0	0	0	134			0	134
	Blumenthal Jewish Nursing/Rehab Center	134	0	134				0	134
	Britthaven of Guilford	120	0	120				0	120
	Camden Place Health & Rehab	0	0	0	135			0	135
	Carolina Commons Healthcare & Rehab. Ctr.	210	0	210				0	210
	Clapp's Nursing Center, Inc.	118	0	118				0	118
	Countryside Manor	60	0	60				0	60
	Evergreens Senior Healthcare System	326	0	326	-326			0	0
	Friends Home at Guilford	69	0	69				19	50
	Friends Homes West	40	0	40				20	20
	Golden LivingCenter - Greensboro	105	0	105				0	105
	Golden LivingCenter - Starmount	126	0	126				0	126
	Guilford Health Care Center	110	0	110				0	110
	Heartland Living and Rehab	107	0	107				0	107
	High Point Regional Health System	0	30	30				0	30
	Kindred Hospital - Greensboro	0	23	23				0	23
	Maryfield Nursing Home	115	0	115	10			12	113
	Masonic & Eastern Star Home of NC	88	0	88				48	40
	Moses Cone Health System Hospital	0	19	19				0	19
Presbyterian Home of High Point	70	0	70	-5			11	54	
River Landing at Sandy Ridge	60	0	60				24	36	
SunBridge Care & Rehab. for the Triad	199	0	199				0	199	
The Evergreens, Inc. (High Point)	93	0	93	-93			0	0	
The Shannon Gray Rehab & Recovery Place	0	0	0	150			0	150	
Wellspring Ref. Community	60	0	60				40	20	
Westchester Manor at Providence Place	129	0	129				0	129	
<b>TOTALS</b>	2459	72	2531	5	0	0	174	2362	
Halifax	Britthaven of Enfield	63	0	63				0	63
	Guardian Care of Scotland Neck	62	0	62				0	62
	Guardian Care of Roanoke Rapids	110	0	110				0	110
	Liberty Commons Nursing/Rehab of Halifax	50	0	50				0	50
	Our Community Hospital	0	60	60				0	60
<b>TOTALS</b>	285	60	345	0	0	0	0	345	

Table 10A: Inventory of Nursing Home and Hospital Nursing Care Beds (Draft for May 16, 2008 Committee Meeting)

COUNTY	Facility Name	INVENTORY										Sum of Exclusions	TOTAL Planning Inventory
		Licensed Nursing Beds In Nursing Homes	Licensed Nursing Beds In Hospitals	TOTAL Licensed Beds		CON Approved / License Pending		Available in SMFP	TOTAL Available				
				Nursing Home	Hospital	Nursing Home	Hospital						
Harnett	Brithaven of Harnett	100	0	100	0	0	0	0	0	0	0	0	100
	Dunn Rehab. and Nursing Center	100	0	100	0	0	0	0	0	0	0	0	100
	Harnett Manor	129	0	129	0	0	0	0	0	0	0	0	129
	Magnolia Living Center, LLC	96	0	96	0	0	0	0	0	0	0	0	96
TOTALS	425	0	425	0	0	0	0	0	0	0	0	425	
Haywood	Autumn Care of Waynesville	90	0	90	0	0	0	0	0	0	0	0	90
	Brian Center Health & Rehab/Waynesville	90	0	90	0	0	0	0	0	0	0	0	90
	Canton Health Care Center	114	0	114	0	0	0	0	0	0	0	0	114
	Haywood Regional Medical Center	0	20	20	0	0	0	0	0	0	0	0	20
	Smoky Mountain HealthCare/Rehab Cir.	50	0	50	0	0	0	0	0	0	0	0	50
	Silver Bluff	111	0	111	0	0	0	0	0	0	0	0	111
	TOTALS	455	20	475	0	0	0	0	0	0	0	0	475
Henderson	Beystone Health & Rehab	50	0	50	0	0	0	0	0	0	0	0	50
	Brian Center Health & Rehabilitation	120	0	120	0	0	0	0	0	0	0	0	120
	Carolina Village, Inc.	58	0	58	0	0	0	0	0	0	0	0	58
	Golden LivingCenter - Hendersonville	150	0	150	0	0	0	0	0	0	0	0	150
	Life Care Ctr. of Hendersonville, Inc	80	0	80	0	0	0	0	0	0	0	0	80
	Mountain Home Health & Rehab	134	0	134	0	0	0	0	0	0	0	0	134
	Pardee Care Center	130	0	130	0	0	0	0	0	0	0	0	130
	The Laurels of Hendersonville	100	0	100	0	0	0	0	0	0	0	0	100
	Universal Health Care/Fletcher	90	0	90	0	0	0	0	0	0	0	0	90
	TOTALS	912	0	912	0	0	0	0	0	0	0	0	912
	Herford	Guardian Care of Ahoskie	151	0	151	0	0	0	0	0	0	0	0
TOTALS		151	0	151	0	0	0	0	0	0	0	0	151
Hoke	Autumn Care of Raeford	132	0	132	0	0	0	0	0	0	0	0	132
	McCallin Correctional Hospital *	0	0	0	0	0	0	0	0	0	0	0	0
TOTALS	132	0	132	0	0	0	0	0	0	0	0	0	132
Hyde	Cross Creek Health Care	80	0	80	0	0	0	0	0	0	0	0	80
	TOTALS	80	0	80	0	0	0	0	0	0	0	0	80
Iredell	Autumn Care of Statesville	90	0	90	0	0	0	0	0	0	0	0	90
	Brian Center Health & Retirement/Mooresville	131	0	131	0	0	0	0	0	0	0	0	131
	Brian Center Health & Rehab/ Statesville	147	0	147	0	0	0	0	0	0	0	0	147
	Davis Regional Medical Center	0	13	13	0	0	0	0	0	0	0	0	13
	Iredell Memorial Hospital	0	48	48	0	0	0	0	0	0	0	0	48
	Maple Leaf Health Care	94	0	94	0	0	0	0	0	0	0	0	94
	Mooresville Center	130	0	130	0	0	0	0	0	0	0	0	130
TOTALS	592	61	653	0	0	0	0	0	0	0	0	653	

\* State Veterans Nursing Homes, Hospitals, Mental Retardation Centers and Special Care Centers are not counted in the "County" and "State" Totals.

Table 10A: Inventory of Nursing Home and Hospital Nursing Care Beds (Draft for May 16, 2008 Committee Meeting)

COUNTY	Facility Name	INVENTORY						TOTAL Available	Sum of Exclu- sions	TOTAL Planning Inventory
		Licensed Nursing Beds in Nursing Homes	Licensed Nursing Beds in Hospitals	TOTAL Licensed Beds	CON Approved / License Pending Nursing Home	Hospital	Available in SMFP			
Jackson	Harris Regional Hospital (Mountain Trace)	0	114	114				114	0	114
	Skyland Care Center, Inc.	94	0	94				94	0	94
TOTALS		94	114	208	0	0	0	208	0	208
Johnston	Brian Center Health & Ret./Clayton	90	0	90				90	0	90
	Brithaven of Smithfield	200	0	200	14			214	0	214
	Liberty Commons Nursing and Rehab	100	0	100				100	0	100
	Smithfield Manor, Inc.	160	0	160				160	0	160
TOTALS		550	0	550	14	0	0	564	0	564
Jones	Brookstone Living Center	80	0	80				80	0	80
		80	0	80	0	0	0	80	0	80
TOTALS		83	0	83	0	0	0	83	0	83
Lee	Lee County Nursing & Rehab Center	80	0	80				80	0	80
	Liberty Commons Nursing/Rehab Lee Co.	131	0	131				131	0	131
	Sanford Health and Rehab	294	0	294				294	0	294
		175	0	175				175	0	175
TOTALS		114	0	114				114	0	114
Lenoir	Brithaven of Kinston	114	0	114				114	0	114
	Kinston Rehabilitation and Healthcare Center	0	26	26				26	0	26
TOTALS		289	26	315	0	0	0	315	0	315
Lincoln	Brian Center Health & Retirement/ Lincoln	117	0	117				117	0	117
	Cardinal Healthcare and Rehab Center	63	0	63				63	0	63
	Lincoln Nursing Center	120	0	120				120	0	120
		300	0	300	0	0	30	330	0	330
TOTALS		200	0	200				200	0	200
Macon	Brithaven of Franklin	0	84	84				84	0	84
	Highlands-Cashiers Hospital/Eckerd Center	200	84	284	0	0	0	284	0	284
TOTALS		200	84	284	0	0	0	284	0	284
Madison	Elderberry Health Care	80	0	80				80	0	80
	Madison Manor Nursing Center	100	0	100				100	0	100
		180	0	180	0	0	0	180	0	180
TOTALS		154	0	154				154	0	154
Marion	Williamston Rehab and Healthcare Center	154	0	154				154	0	154
		154	0	154	0	0	0	154	0	154
TOTALS		110	0	110				110	0	110
McDowell	Autumn Care of Marion	140	0	140	20			160	0	160
	Sunrise Rehabilitation and Care	250	0	250	20			270	0	270
		250	0	250	0	0	0	250	0	250
TOTALS		250	0	250	20	0	0	270	0	270

Table 10A: Inventory of Nursing Home and Hospital Nursing Care Beds (Draft for May 16, 2008 Committee Meeting)

COUNTY	Facility Name	INVENTORY										Sum of Exclusions	TOTAL Planning Inventory	
		Licensed Nursing Beds In Nursing Homes	Licensed Nursing Beds In Hospitals	TOTAL Licensed Beds		CON Approved / License Pending		Available in SMFP	TOTAL Available					
				Nursing Home	Hospital	Nursing Home	Hospital							
Mecklenburg	Asbury Care Center	100	0	100	0	100	0	0	0	0	0	100	63	37
	Autumn Care of Mecklenburg	0	0	0	0	0	0	102	0	0	0	102	0	102
	Avante at Charlotte	100	0	100	0	100	0	0	0	0	0	100	0	100
	Brian Center Health & Rehab./Charlotte	120	0	120	0	120	0	0	0	0	0	120	0	120
	Brian Center Nursing Care/Shamrock	100	0	100	0	100	0	0	0	0	0	100	0	100
	Britthaven of Charlotte	207	0	207	0	207	0	0	0	0	0	207	0	207
	Carrington Place	166	0	166	0	166	0	0	0	0	0	166	0	166
	Charlotte Health Care Center	120	0	120	0	120	0	60	0	0	0	180	0	180
	Golden LivingCenter - Charlotte	120	0	120	0	120	0	0	0	0	0	120	0	120
	Golden LivingCenter - Dartmouth	133	0	133	0	133	0	0	0	0	0	133	0	133
	Hunter Woods Nursing & Rehab. Center	120	0	120	0	120	0	0	0	0	0	120	0	120
	Huntersville Oaks	168	0	168	0	168	0	0	0	0	0	168	0	168
	Liberty Nursing & Rehab. Center	289	0	289	0	289	0	0	0	0	0	289	0	289
	Mecklenburg Health Care Center	100	0	100	0	100	0	0	0	0	0	100	0	100
	Old Knox Commons/Village of Mecklenburg	90	0	90	0	90	0	24	0	0	0	114	0	114
	Park Village Rehab and Health	142	0	142	0	142	0	0	0	0	0	142	0	142
	Pineville Rehabilitation and Living Center	106	0	106	0	106	0	0	0	0	0	106	0	106
	Presbyterian Orthopaedic Hospital	0	16	16	0	16	0	0	0	0	0	16	0	16
	Sardis Oaks	124	0	124	0	124	0	0	0	0	0	124	0	124
	Saturn Nursing and Rehabilitation Center	120	0	120	0	120	0	0	0	0	0	120	0	120
	Sharon Towers	96	0	96	0	96	0	0	0	0	0	96	72	24
	Southminster	60	0	60	0	60	0	0	0	0	0	60	60	0
	The Carriage Club of Charlotte	42	0	42	0	42	0	0	0	0	0	42	21	21
The Pines at Davidson	51	0	51	0	51	0	0	0	0	0	51	46	5	
The Stewart Health Center	36	0	36	0	36	0	0	0	0	0	36	18	18	
White Oak Manor/Charlotte	180	0	180	0	180	0	0	0	0	0	180	0	180	
WillowBrooke Court/ Plantation Estates	80	0	80	0	80	0	0	0	0	0	80	40	40	
Wlora Lake Healthcare Center	70	0	70	0	70	0	0	0	0	0	70	0	70	
<b>TOTALS</b>		3040	16	3056	186	120	3362	320	0	0	3042	0	3042	
Mitchell	Brian Center Health & Rehab/Spruce Pine	127	0	127	0	127	0	0	0	0	127	0	127	
<b>TOTALS</b>		127	0	127	0	127	0	0	0	0	127	0	127	
Montgomery	Autumn Care of Bliscoe	141	0	141	0	141	0	0	0	0	141	0	141	
<b>TOTALS</b>		141	0	141	0	141	0	0	0	0	141	0	141	
Moore	Kingswood Nursing Center	90	0	90	0	90	0	0	0	0	90	0	90	
	Manor Care Health Services/ Pinehurst	120	0	120	0	120	0	0	0	0	120	0	120	
	Methodist Retirement/Quail Haven Village	60	0	60	0	60	0	0	0	0	60	14	46	
	Penick Village	50	0	50	0	50	0	0	0	0	50	18	32	
	Pinehurst Healthcare and Rehab Center	144	0	144	0	144	0	0	0	0	144	0	144	
	PineLake Health & Rehab	90	0	90	0	90	0	0	0	0	90	0	90	
	St. Joseph of The Pines-Health Center	176	0	176	0	176	0	0	0	0	176	0	176	
<b>TOTALS</b>		730	0	730	0	730	0	0	0	0	730	32	898	

Table 10A: Inventory of Nursing Home and Hospital Nursing Care Beds (Draft for May 16, 2008 Committee Meeting)

COUNTY	Facility Name	INVENTORY					Sum of Exclusions	TOTAL Planning Inventory
		Licensed Nursing Beds in Nursing Homes	Licensed Nursing Beds in Hospitals	TOTAL Licensed Beds	CON Approved / License Pending Nursing Home	Available in SMFP Hospital		
Nash	Autumn Care of Nash	60	0	60			0	60
	Guardian Care of Rocky Mount	118	0	118			0	118
	Nash Rehabilitation and Nursing Center	141	0	141			0	141
	Nash Grove Manor	60	0	60			0	60
	South Village	100	0	100			0	100
TOTALS:	479	0	479	0	0	0	479	
New Hanover	Autumn Care of Myrtle Grove	90	0	90			0	90
	Brithaven of North Chase	110	0	110	30		0	140
	Brithaven of Wrightsville	80	0	80			0	80
	Cypress Pointe Rehab & Health Care Center	100	0	100			0	100
	Davis HC Center/Champions Assisted Living	199	0	199			18	181
	Liberty Commons Nursing/Rehabilitation	100	0	100			0	100
	Lutheran Home - Wilmington	0	0	0	100		0	100
	Mariner Health Care of Wilmington	120	0	120			0	120
	Silver Stream Health and Rehab Center	110	0	110			0	110
	TOTALS:	909	0	909	130	0	0	1039
Northampton	Hampton Woods Health and Rehab. Center	80	0	80			0	80
	Rich Square Health Care Center	69	0	69			0	69
TOTALS:	149	0	149	0	0	0	149	
Onslow	Brithaven of Jacksonville	239	0	239			0	239
	Brithaven of Onslow	120	0	120			0	120
	TOTALS:	359	0	359	0	0	0	359
Orange	Brithaven of Chapel Hill	133	0	133			0	133
	Brookshire Nursing Center	80	0	80			0	80
	Carol Woods	30	0	30			15	15
	Chapel Hill Rehab. & Healthcare Center	120	0	120			0	120
	Forest View Rehab Center*	115	0	115			0	115
	TOTALS:	478	0	478	0	0	15	463
Pamlico	Brithaven of Pamlico	96	0	96			0	96
	TOTALS:	96	0	96	0	0	0	96
Pasquotank (25/Camden)	Guardian Care of Elizabeth City	120	0	120			0	120
	W. R. Winslow Memorial Home	146	0	146			36	110
	TOTALS:	266	0	266	0	0	36	230
Pender	Huntington Health Care	98	0	98			0	98
	Pender Memorial Hospital	0	43	43			0	43
	Woodbury Wellness Center	112	0	112			0	112
TOTALS:	210	43	253	0	0	0	253	
Perquimans	Brian Center Health and Rehab/Hertford	78	0	78			0	78
	TOTALS:	78	0	78	0	0	20	98

\* Portions of facility are in Orange and Durham Counties.

Table 10A: Inventory of Nursing Home and Hospital Nursing Care Beds (Draft for May 16, 2008 Committee Meeting)

COUNTY	Facility Name	INVENTORY										Sum of Exclusions	TOTAL Planning Inventory	
		Licensed Nursing Beds in Nursing Homes		Licensed Nursing Beds in Hospitals		TOTAL Licensed Beds		CON Approved / License Pending		Available in SMFP				TOTAL Available
		Licensed Nursing Beds in Nursing Homes	Licensed Nursing Beds in Hospitals	TOTAL Licensed Beds	Nursing Home	Hospital	Nursing Home	Hospital	Nursing Home	Hospital				
Person	Person Memorial Hospital	0	60	60	0	60	0	0	0	0	0	60	0	60
TOTALS:	Roxboro Nursing Center	140	0	140	0	140	0	0	0	0	0	140	0	140
Pitt	Britthaven of Ayden	82	0	82	0	82	0	0	0	0	0	82	0	82
	Cypress Glen Retirement Community	30	0	30	0	30	0	0	0	0	0	30	15	15
	Golden LivingCenter - Greenville	152	0	152	0	152	0	0	0	0	0	152	0	152
	Greenfield Place	130	0	130	0	130	0	0	0	0	0	130	0	130
	Heritage Healthcare of Farmville	56	0	56	0	56	0	0	0	0	0	56	0	56
	Tar River Manor	120	0	120	0	120	0	0	0	0	0	120	0	120
TOTALS:		570	0	570	0	570	0	0	0	0	0	570	15	555
Polk	Autumn Care of Saluda	99	0	99	0	99	0	0	0	0	0	99	0	99
	WillowBrooke Court Skilled Care Center	52	0	52	0	52	0	0	0	0	0	52	26	26
	White Oak Manor/Tyron	70	0	70	0	70	0	0	0	0	0	70	0	70
TOTALS:		221	0	221	0	221	0	0	0	0	0	221	26	195
Randolph	Clapp's Convales. Nursing Home, Inc.	96	0	96	0	96	0	0	0	0	0	96	0	96
	Randolph Health and Rehab Center	238	0	238	0	238	0	0	0	0	0	238	0	238
	SunBridge Care & Rehab. for Asheboro	100	0	100	0	100	0	0	0	0	0	100	0	100
	The GrayBrier Nursing & Retirement Center	128	0	128	0	128	0	0	0	0	0	128	0	128
	Universal Health Care/Ramseur	90	0	90	0	90	0	0	0	0	0	90	0	90
	Westwood Health and Rehabilitation	68	0	68	0	68	0	0	0	0	0	68	0	68
TOTALS:		720	0	720	0	720	0	0	0	0	0	720	0	720
Richmond	Britthaven of Hamlet	105	0	105	0	105	0	0	0	0	0	105	0	105
	FirstHealth Richmond Memorial Hospital	0	51	51	0	51	0	0	0	0	0	51	0	51
	Rockingham Manor	120	0	120	0	120	0	0	0	0	0	120	0	120
TOTALS:		225	51	276	0	276	0	0	0	0	0	276	0	276
Robeson	GlenFlora	52	0	52	0	52	0	0	0	0	0	52	0	52
	Golden LivingCenter - Lumberton	122	0	122	0	122	0	0	0	0	0	122	0	122
	Linkhaw Place	90	0	90	0	90	0	0	0	0	0	90	0	90
	SunBridge Care & Rehab. for Pembroke	84	0	84	0	84	0	0	0	0	0	84	0	84
	Wesley Pines Retirement Community	62	0	62	0	62	0	0	0	0	0	62	5	57
	WoodHaven Nursing and Alzheimer's Care Center	0	115	115	0	115	0	0	0	0	0	115	0	115
TOTALS:		410	115	525	0	525	0	0	0	0	0	525	5	520

Table 10A: Inventory of Nursing Home and Hospital Nursing Care Beds (Draft for May 16, 2008 Committee Meeting)

COUNTY	Facility Name	INVENTORY							Sum of Exclusions	TOTAL Available	TOTAL Planning Inventory
		Licensed Nursing Beds in Nursing Homes	Licensed Nursing Beds in Hospitals	TOTAL Licensed Beds	CON Approved/ Nursing Home	License Pending Hospital	Available in SMFP	TOTAL Available			
Rockingham	Avante at Reidsville	110	0	110				0	110	110	
	Brian Center Health & Rehabilitation/Eden	112	0	112				0	112	112	
	Britthaven of Madison	170	0	170				0	170	170	
	Morehead Nursing Center	0	121	121				0	121	121	
	Penn Nursing Center	82	0	82				0	82	82	
	<b>TOTALS</b>	<b>474</b>	<b>121</b>	<b>595</b>	<b>0</b>	<b>0</b>	<b>0</b>	<b>0</b>	<b>595</b>	<b>595</b>	
Rowan	Autumn Care of Salisbury	97	0	97				0	97	97	
	Big Elm Retirement and Nursing Center	50	0	50				0	50	50	
	Brian Center Health & Rehab/Salisbury	185	0	185				0	185	185	
	Brightmoor Nursing Center, Inc.	58	0	58				0	58	58	
	Liberty Commons Nursing & Rehab. Center	90	0	90				0	90	90	
	Lutheran Home at Trinity Oaks	115	0	115				2	113	115	
	Magnolia Estates Skilled Care Facility	70	0	70				0	70	70	
	North Carolina State Veterans Home*	0	0	99*				0	99*	0	
	Salisbury Center	160	0	160				0	160	160	
	The Laurels of Salisbury	60	0	60				0	60	60	
	<b>TOTALS</b>	<b>885</b>	<b>0</b>	<b>885</b>	<b>0</b>	<b>0</b>	<b>0</b>	<b>2</b>	<b>885</b>	<b>883</b>	
Rutherford	Autumn Care of Forest City	100	0	100				0	100	100	
	Fair Haven Home	30	0	30				0	30	30	
	Oak Grove Healthcare Center	60	0	60				0	60	60	
	Willow Ridge of NC, LLC	150	0	150				0	150	150	
	White Oak Manor/Rutherfordton	80	0	80				0	80	80	
	<b>TOTALS</b>	<b>420</b>	<b>0</b>	<b>420</b>	<b>0</b>	<b>0</b>	<b>0</b>	<b>0</b>	<b>420</b>	<b>420</b>	
Sampson	Mary Ann Nursing Center	212	0	212				0	212	212	
	Sampson Regional Medical Center	0	30	30				0	30	30	
	Southwood Nursing & Retirement Center	100	0	100				0	100	100	
	<b>TOTALS</b>	<b>312</b>	<b>30</b>	<b>342</b>	<b>0</b>	<b>0</b>	<b>0</b>	<b>0</b>	<b>342</b>	<b>342</b>	
Scotland	Century Care of Laurinburg, Inc.	99	0	99				0	99	99	
	Scotia Village	58	0	58			5	32	63	31	
	Scotland Memorial Hospital/E. Morgan Ctr.	0	50	50				0	50	50	
<b>TOTALS</b>	<b>157</b>	<b>50</b>	<b>207</b>	<b>0</b>	<b>0</b>	<b>0</b>	<b>32</b>	<b>212</b>	<b>180</b>		
Stanly	Britthaven of Piedmont	180	0	180				0	180	180	
	Forrest Oakes Healthcare Center	60	0	60				0	60	60	
	Lutheran Home-Albemarle	76	0	76				0	76	76	
	Stanly Manor	90	0	90				0	90	90	
	<b>TOTALS</b>	<b>406</b>	<b>0</b>	<b>406</b>	<b>0</b>	<b>0</b>	<b>0</b>	<b>0</b>	<b>406</b>	<b>406</b>	

\* State Veterans Nursing Homes, Hospitals, Mental Retardation Centers and Special Care Centers are not counted in the "County" and "State" Totals.



Table 10A: Inventory of Nursing Home and Hospital Nursing Care Beds (Draft for May 16, 2008 Committee Meeting)

COUNTY	Facility Name	INVENTORY										Sum of Exclusions	TOTAL Planning Inventory	
		Licensed Nursing Beds in Nursing Homes		Licensed Nursing Beds in Hospitals		TOTAL Licensed Beds		CON Approved / License Pending		Available in SMFP				TOTAL Available
		Licensed Nursing Beds in Nursing Homes	Licensed Nursing Beds in Hospitals	Licensed Beds	Licensed Beds	Nursing Home	Hospital	Nursing Home	Hospital	Available in SMFP	Available in SMFP			
Stokes	Stokes-Reynolds Memorial Hospital	0	40	40	0	40	0	0	0	0	0	40	0	40
	Universal Health Care/King	96	0	96	0	96	0	0	0	0	0	96	0	96
	Village Care of King	96	0	96	0	96	0	0	0	0	0	96	0	96
	Wainut Cove Health and Rehab Center	90	0	90	0	90	0	0	0	0	0	90	0	90
TOTALS		282	40	322	0	322	0	0	0	0	0	322	0	322
Surry	Central Continuing Care, Inc.	120	0	120	0	120	0	0	0	0	0	120	0	120
	Golden LivingCenter - Surry Community	120	0	120	0	120	0	0	0	0	0	120	0	120
	Heritage Healthcare of Elkin	100	0	100	0	100	0	0	0	0	0	100	0	100
	Hugh Chatham Nursing Center	0	99	99	0	99	0	0	0	0	0	99	0	99
	Northern Hospital of Surry County	0	33	33	0	33	0	0	0	0	0	33	0	33
TOTALS		340	132	472	0	472	0	0	0	0	0	472	0	472
Swain	Mountain View Manor Nursing Center	120	0	120	0	120	0	0	0	0	0	120	0	120
TOTALS		120	0	120	0	120	0	0	0	0	0	120	0	120
Transylvania	Brian Center Health & Rehabilitation/Brevard	147	0	147	0	147	0	0	0	0	0	147	0	147
	The Oaks of Brevard	110	0	110	0	110	0	0	0	0	0	110	0	110
	Transylvania Community Hospital	0	10	10	0	10	0	0	0	0	0	10	0	10
TOTALS		257	10	267	0	267	0	0	0	0	0	267	0	267
Tyrrell	N/A (Tyrrell County has 30 beds located in Washington County)													30
TOTALS														-30
Union	Autumn Care of Marshville	110	0	110	0	110	0	0	0	0	0	110	0	110
	Brian Center Health & Retirement/Monroe	60	0	60	0	60	0	0	0	0	0	60	0	60
	Jesse Helms Nursing Center	0	70	70	0	70	0	0	0	0	0	70	0	70
	Lake Park Nursing and Rehab Center	120	0	120	0	120	0	0	0	0	0	120	0	120
	Rehabilitation & Nursing Center of Monroe	147	0	147	0	147	0	0	0	0	0	147	0	147
	White Oak Manor	0	0	0	0	0	0	100	0	0	0	100	0	100
TOTALS		437	70	507	0	507	0	100	0	90	0	697	0	697
Vance	Brithaven of Henderson	92	0	92	0	92	0	0	0	0	0	92	0	92
	Guardian Care of Henderson	80	0	80	0	80	0	0	0	0	0	80	0	80
	Senior Citizens Home	60	0	60	0	60	0	0	0	0	0	60	0	60
TOTALS		232	0	232	0	232	0	0	0	0	0	232	0	232

Table 10A: Inventory of Nursing Home and Hospital Nursing Care Beds (Draft for May 16, 2008 Committee Meeting)

COUNTY	Facility Name	INVENTORY						Sum of Exclusions	TOTAL Planning Inventory
		Licensed Nursing Beds in Nursing Homes	Licensed Nursing Beds in Hospitals	TOTAL Licensed Beds	CON Approved / License Pending Nursing Home	Hospital	Available in SMFP		
Wake	Blue Ridge Health Care Center	134	0	134			134	20	114
	Brighton Manor	49	0	49			49	0	49
	Capital Nursing and Rehab. Center	125	0	125			125	0	125
	Cary Health & Rehabilitation Center	120	0	120			120	0	120
	City of Oaks Health & Rehab Center	180	0	180			180	0	180
	Dan E. & Mary Louise Stewart Health Care Ctr. of Springmoor Life & Ret. Community	173	0	173			173	87	86
	Glenaire	60	0	60			60	21	39
	Guardian Care of Zebulon	60	0	60			60	0	60
	Hillside Nur. Ctr. of Wake Forest	130	0	130			130	0	130
	Litchford Falls Healthcare & Rehab. Ctr.	90	0	90			90	0	90
	Mayview Convalescent Center	139	0	139			139	0	139
	Raleigh Rehabilitation & Healthcare Center	174	0	174			174	0	174
	Rex Rehab and Nursing Care Center	120	0	120			120	0	120
	Rex Rehab/Nursing Care Center of Apex	107	0	107			107	0	107
	Searstone	0	0	0	24		24	12	12
	Sunnybrook Healthcare/Rehab Specialists	114	0	114			114	0	114
	The Cypress of Raleigh	0	0	0	36		36	18	18
	The Laurels of Forest Glenn	120	0	120			120	0	120
	The Oaks of Carolina	150	0	150			150	0	150
	Universal Health Care/ North Raleigh	112	0	112			112	0	112
WakeMed - Zebulon/Wendell	0	19	19			19	0	19	
WakeMed - Fuquay-Varina	0	36	36			36	0	36	
Wellington Healthcare and Rehabilitation	80	0	80			80	0	80	
Windsor Point Continuing Care Ret. Comm.	45	0	45			45	23	22	
<b>TOTALS</b>		2162	175	2337	60	0	2397	181	2216
Warren	Warren Hills, A Personal Care & Nursing Facility	140	0	140			140	0	140
<b>TOTALS</b>		140	0	140	0	0	140	0	140
Washington	Plumlee Nursing Center	114	0	114			114	30	84
<b>TOTALS</b>		114	0	114	0	0	114	30	84
Watauga	Blowing Rock Hospital	0	72	72			72	0	72
	Glenbridge Health & Rehabilitation	124	0	124			124	0	124
<b>TOTALS</b>		124	72	196	0	0	196	0	196
Wayne	Brian Center Health & Rehab./Goldsboro	130	0	130			130	0	130
	Britthaven of Goldsboro	200	0	200			200	0	200
	Cherry Hospital *	0	0	0	-20*		134*	0	0
	SunBridge Care & Rehab. for Mount Olive	150	0	150			150	0	150
<b>TOTALS</b>		480	0	480	0	0	480	0	480

\* State Veterans Nursing Homes, Hospitals, Mental Retardation Centers and Special Care Centers are not counted in the "County" and "State" Totals.

Table 10A: Inventory of Nursing Home and Hospital Nursing Care Beds (Draft for May 16, 2008 Committee Meeting)

COUNTY	Facility Name	INVENTORY							Sum of Exclusions	TOTAL Planning Inventory
		Licensed Nursing Beds in Nursing Homes	Licensed Nursing Beds in Hospitals	TOTAL Licensed Beds	CON Approved / License Pending Nursing Home	Hospital	Available in SMFP	TOTAL Available		
Wilkes	Avante at Wilkesboro	120	0	120				120	0	120
	Britthaven of Wilkesboro, Inc.	176	0	176				176	0	176
	Wilkes Regional Medical Center	0	10	10				10	0	10
	Wilkes Senior Village	111	0	111				111	0	111
TOTALS	407	10	417	0	0	0	417	0	417	
Wilson	Avante at Wilson, Inc.	110	0	110				110	0	110
	Brian Center Health & Ref./Wilson	99	0	99				99	0	99
	Britthaven of Wilson	86	0	86				86	0	86
	Longleaf Neuro-Medical Treatment Center*	0	0	248*				248*	0	0
	Wilmed Nursing Care Center	90	0	90				90	0	90
	TOTALS	385	0	385	0	0	0	385	0	385
Yadkin	Willowbrook Rehabilitation and Care Center	76	0	76				76	0	76
	Yadkin Nursing Care Center	147	0	147				147	0	147
	TOTALS	223	0	223	0	0	0	223	0	223
Yancey	Brookside Rehabilitation and Care	140	0	140				140	0	140
	TOTALS	140	0	140	0	0	0	140	0	140
GRAND TOTALS		42,236	1,998	44,234	730	0	330	45,294	1,466	43,828

Table 10B: Nursing Bed Need Projections for 2012 (Proposed 2009 Plan - Draft for May 16, 2008 Committee Meeting)

County	Projected 2012 Population				Projected 2012 Bed Utilization				Projected Bed Utilization Sum	Licensed Plus Prev. Allocations	Exclusions	Planning Inventory	Surplus/Deficit "-" = Deficit	Deficit Index	Occupancy Rate <90%	New Beds Needed
	Under Age 65*	Age 65-74	Age 75-84	Age 85 up	<65	65-74	75-84	85+								
Alamance	130,108	10,830	6,414	3,074	77	95	216	327	715	888	44	844	129			0
Alexander	33,051	3,398	1,643	573	20	30	55	61	166	183	12	171	5			0
Alleghany	8,944	1,428	761	317	5	13	26	34	77	90	0	90	13			0
Anson	20,972	2,015	1,072	582	12	18	36	62	128	161	0	161	33			0
Ashe	21,561	3,110	1,750	770	13	27	59	82	181	210	0	210	29			0
Avery	15,056	1,937	1,088	425	9	17	37	45	108	128	0	128	20			0
Beaufort	38,875	5,292	2,654	1,091	23	47	89	116	275	300	10	290	15			0
Bertie	15,364	1,772	1,113	477	9	16	37	51	113	142	0	142	29			0
Bladen	28,300	3,136	1,591	648	17	28	54	69	167	194	0	194	27			0
Brunswick	92,194	15,268	7,093	2,140	54	134	239	228	665	614	0	614	-41	6%		0
Buncombe	202,303	21,110	11,802	5,812	119	186	397	619	1,322	1,682	107	1,575	253			0
Burke	77,274	7,743	4,189	1,765	46	68	141	188	443	556	13	543	100			0
Cabarrus	166,006	11,869	6,256	2,586	98	104	211	275	688	691	17	674	-14	2%		0
Caldwell	68,999	7,421	3,978	1,594	41	65	134	170	410	400	0	400	-10	2%		0
Camden**	9,521	989	459	164	6	9	15	17	47	**40	-40	40	-7	15%		10
Carteret*	51,925	8,497	4,497	1,743	31	75	151	186	442	424	0	424	-18	4%		0
Caswell	20,339	2,112	1,003	400	12	19	34	43	107	157	0	157	50			0
Catawba	140,825	12,382	6,653	2,765	83	109	224	295	711	759	21	738	27			0
Chatham	54,921	5,772	3,305	1,615	32	51	111	172	366	396	53	343	-23	6%		0
Cherokee	22,283	3,981	2,061	910	13	35	69	97	214	210	0	210	-4	2%		0
Chowan	12,222	1,671	948	487	7	15	32	52	106	170	0	170	64			0
Clay	8,255	1,667	899	467	5	15	30	50	100	90	0	90	-10	10%		0
Cleveland	83,568	8,187	4,347	1,929	49	72	146	205	473	554	10	544	71			0
Columbus	47,293	4,983	2,583	1,034	28	44	87	110	269	323	0	323	54			0
Craven*	76,938	9,257	5,165	2,013	45	81	174	214	515	461	0	461	-54	11%		0
Cumberland*	250,143	16,986	9,188	3,248	148	149	309	346	952	1,029	0	1,029	77			0
Currituck	24,083	2,428	1,062	372	14	21	36	40	111	100	15	85	-26	23%		0
Dare	31,876	3,889	1,763	587	19	34	59	63	175	126	0	126	-49	28%		0
Davidson	140,161	13,551	7,253	2,932	83	119	244	312	758	794	37	757	-1	0%		0
Davie	37,956	3,940	2,088	890	22	35	70	95	222	216	0	216	-6	3%		0
Duplin	50,156	4,108	2,306	877	30	36	78	93	237	272	20	252	15			0
Durham	243,168	15,438	7,921	4,015	143	136	267	428	974	1,332	77	1,255	281			0
Edgecombe	43,257	4,131	2,165	920	26	36	73	98	233	307	0	307	74			0
Forsyth	312,689	25,969	14,948	6,906	184	229	503	736	1,652	1,661	143	1,518	-134	8%		0
Franklin	55,817	4,244	1,926	841	33	37	65	90	225	258	0	258	33			0

\* Projections for under age 65 were adjusted to exclude active duty military personnel.

\*\* Combined\* Ratios for Beds per 1000  
Population; Projected-forward 30 Months:

0.59 Beds/1000 Under Age 65  
8.80 Beds/1000 Age 65-74  
33.66 Beds/1000 Age 75-84  
106.53 Beds/1000 Age 85 up

\*\* The Camden County nursing beds are located in Currituck County (15 beds) and Pasquotank County (25 beds).

N/A Not Applicable. No licensed beds in County.




Table 10B: Nursing Bed Need Projections for 2012 (Proposed 2009 Plan - Draft for May 16, 2008 Committee Meeting)

County	Projected 2012 Population				Projected 2012 Bed Utilization	Projected Bed Utilization Sum	Licensed Plus Prev. Allocations	Exclusions	Planning Inventory	Surplus/Deficit * = Deficit	Deficit Index	Occupancy Rate </>90%	New Beds Needed		
	Under Age 65*	Age 65-74	Age 75-84	Age 85 up											
Gaston	178,665	16,631	8,943	3,693	105	146	301	393	946	972	42	-16	2%	930	0
Gates	10,828	1,161	602	258	6	10	20	27	64	70	0	6		70	0
Graham	6,510	1,021	561	232	4	9	19	25	56	80	0	24		80	0
Granville	51,394	4,239	2,116	796	30	37	71	85	224	240	0	16		240	0
Greene	19,446	1,532	824	375	11	13	28	40	93	115	0	22		115	0
Guilford	428,400	32,776	17,853	8,627	253	288	601	919	2,061	2,536	174	301		2,362	0
Halifax	45,426	4,830	2,760	1,296	27	43	93	138	300	345	0	45		345	0
Harnett*	102,520	6,955	3,563	1,379	60	61	120	147	389	425	0	36		425	0
Haywood	46,612	6,904	4,027	1,664	28	61	136	177	401	475	0	74		475	0
Henderson	87,129	12,889	7,987	3,787	51	113	269	403	837	912	29	46		883	0
Hertford	19,821	2,284	1,332	600	12	20	45	64	141	151	0	10		151	0
Hoke*	46,216	2,247	1,120	358	27	20	38	38	123	132	0	9		132	0
Hyde	4,471	483	286	147	3	4	10	16	32	80	0	48		80	0
Iredell	148,208	12,398	6,504	2,636	87	109	219	281	696	653	0	-43	6%	653	0
Jackson	32,354	3,886	1,889	665	19	34	64	71	188	208	0	20		208	0
Johnston	164,209	10,773	4,896	1,768	97	95	165	188	545	564	0	19		564	0
Jones	8,712	1,012	580	261	5	9	20	28	61	80	0	19		80	0
Lee	53,398	4,523	2,406	1,023	32	40	81	109	261	294	0	33		294	0
Lenoir	48,221	5,364	3,032	1,196	28	47	102	127	305	315	0	10		315	0
Lincoln	69,340	6,351	2,961	1,180	41	56	100	126	322	330	0	8		330	0
Macon	27,988	4,752	2,804	1,153	17	42	94	123	276	284	0	8		284	0
Madison	17,697	2,156	1,126	511	10	19	38	54	122	180	0	58		180	0
Martin	19,624	2,291	1,328	534	12	20	45	57	133	154	0	21		154	0
McDowell	38,718	4,120	2,219	898	23	36	75	96	229	270	0	41		270	0
Mecklenburg	890,440	49,099	24,197	11,552	525	432	814	1231	3,003	3,362	320	39		3,042	0
Mitchell	12,721	1,892	1,083	409	8	17	36	44	104	127	0	23		127	0
Montgomery	24,187	2,595	1,318	583	14	23	44	62	144	141	0	-3	2%	141	0
Moore*	69,824	10,556	6,620	3,165	41	93	223	337	694	730	32	4		698	0
Nash	84,243	7,539	3,940	1,663	50	66	133	177	426	479	0	53		479	0
New Hanover	178,088	17,666	9,004	3,847	105	155	303	410	973	1,039	18	48		1,021	0
Northampton	17,372	2,226	1,236	648	10	20	42	69	140	149	0	9		149	0
Onslow*	120,981	8,150	4,202	1,325	71	72	141	141	426	359	0	-67	16%	359	0
Orange	119,393	7,908	3,693	1,706	70	70	124	182	446	478	15	17		463	0
Pamlico	10,486	1,658	901	346	6	15	30	37	88	96	0	8		96	0
Pasquotank	37,965	3,659	2,025	1,039	22	32	68	111	233	266	36	-3	1%	230	0

\* Projections for under age 65 were adjusted to exclude active duty military personnel.

"Combined" Ratios for Beds per 1000  
 Population; Projected-forward 30 Months:  
 0.59 Beds/1000 Under Age 65  
 8.80 Beds/1000 Age 65-74  
 33.66 Beds/1000 Age 75-84  
 106.53 Beds/1000 Age 85 up



Table 10B: Nursing Bed Need Projections for 2012 (Proposed 2009 Plan - Draft for May 16, 2008 Committee Meeting)


County	Projected 2012 Population			Projected 2012 Bed Utilization			Projected Bed Utilization Sum	Licensed Plus Prev. Allocations	Exclusions	Planning Inventory	Surplus/Deficit "-" = Deficit	Deficit Index	Occupancy Rate </>90	New Beds Needed
	Under Age 65*	Age 65-74	Age 75-84	Age 85 up	<65	65-74								
Pender	48,407	5,601	2,665	917	29	49	90	98	253	0	253	-12	5%	0
Perquimans	10,636	1,701	925	387	6	15	31	41	98	0	98	4		0
Person	33,757	3,314	1,789	684	20	29	60	73	200	0	200	18		0
Pitt	143,981	9,492	5,078	2,233	85	84	171	238	570	15	555	-22	4%	0
Polk	15,487	2,270	1,572	887	9	20	53	94	221	28	195	18		0
Randolph	128,675	11,620	5,823	2,394	76	102	196	255	720	0	720	91		0
Richmond	40,204	3,900	2,054	895	24	34	69	95	276	0	276	53		0
Robeson	121,487	9,108	4,219	1,710	72	80	142	182	525	5	520	44		0
Rockingham	77,305	8,347	4,718	2,163	46	73	159	230	508	0	595	87		0
Rowan	122,717	10,378	5,870	2,868	72	91	198	306	885	2	883	216		0
Rutherford	52,785	6,071	3,549	1,651	31	53	119	176	420	0	420	40		0
Sampson	60,709	4,934	2,639	1,092	36	43	89	116	342	0	342	58		0
Scotland	32,401	3,151	1,410	653	19	28	47	70	212	32	180	16		0
Stanly	51,860	5,043	2,811	1,158	31	44	95	123	406	0	406	113		0
Stokes	41,355	4,144	2,051	808	24	36	69	86	322	0	322	106		0
Surry	63,176	6,650	4,030	1,855	37	59	136	198	472	0	472	43		0
Swain	12,521	1,499	792	311	7	13	27	33	120	0	120	40		0
Transylvania	23,677	4,507	2,625	1,148	14	40	88	122	267	0	267	3		0
Tyrrell ***	3,690	387	212	86	2	3	7	9	**30	-30	30	8		0
Union	197,247	13,333	6,181	2,301	116	117	208	245	697	0	697	10		0
Vance	39,387	3,513	1,788	768	23	31	60	82	196	0	196	36		0
Wake	880,451	48,364	21,854	9,289	519	428	736	990	2,670	181	2,216	-454	17%	0
Warren	16,572	1,989	1,113	492	10	18	37	52	117	0	140	23		0
Washington	10,549	1,404	763	348	6	12	26	37	81	30	84	3		0
Watauga	38,871	3,488	1,726	723	23	31	58	77	189	0	196	7		0
Wayne*	99,088	8,694	4,983	1,765	58	77	168	188	491	0	480	-11	2%	0
Wilkes	56,894	6,681	3,488	1,349	34	59	117	144	353	0	417	64		0
Wilson	70,091	6,417	3,504	1,461	41	56	118	156	371	0	385	14		0
Yadkin	34,178	3,437	1,862	717	20	30	63	76	189	0	223	34		0
Yancey	15,267	2,193	1,265	570	9	19	43	61	132	0	140	8		0
NC Totals *	8,421,113	716,647	377,241	161,972	4,968	6,308	12,698	17,255	41,228	45,294	1,466	43,828		10

\* Projections for under age 65 were adjusted to exclude active duty military personnel.

\*\*Combined\* Ratios for Beds per 1000 Population; Projected-forward 30 Months:  
 0.59 Beds/1000 Under Age 65  
 8.80 Beds/1000 Age 65-74  
 33.66 Beds/1000 Age 75-84  
 106.53 Beds/1000 Age 85 up

\*\*\* The Tyrrell County nursing beds are located in Washington County (30).





Nursing Facility Utilization Data as keyed from 2008 License Renewal Applications. Draft for May 16, 2008 Committee meeting.  
 Data were self reported and have not been verified by the Medical Facilities Planning Section.

Facility	County	Data for Year	Partial Year Begin	Partial Year End	# Beds	Total Patients (One day census)	Occ. Based on # Patients	Total Days of Care	Occ. Based on Days of Care
Clay County Care Center	Clay	TRUE			90	69	76.67%	26886	81.84%
Britthaven of Havelock	Craven	TRUE			70	57		19166	
Britthaven of New Bern	Craven	TRUE			105	77		31770	
Two Rivers Healthcare-Neuse Campus	Craven	TRUE			110	106		36273	
Two Rivers Healthcare - Trent Campus	Craven	TRUE			116	105		36197	
Bayview Nursing & Rehabilitation Center	Craven	TRUE			60	58		20471	
Total					461	403	87.42%	143877	85.51%
Sentara Nursing Center - Currituck	Currituck	TRUE			100	86	86.00%	30742	84.22%
Britthaven of Outer Banks	Dare	TRUE			126	87	69.05%	29514	64.17%
Brian Center Health & Retirement/Winston-Salem	Forsyth	TRUE			40	37		14318	
Britthaven of Kernersville	Forsyth	TRUE			92	88		32906	
Clemmons Nursing & Rehab Center	Forsyth	FALSE	11/18/2006	9/30/2007	120	89		25349	
Lutheran Home - Winston-Salem	Forsyth	TRUE			217	108		39894	
Silas Creek Manor	Forsyth	TRUE			99	89		31999	
Springwood Care Center of Forsyth	Forsyth	TRUE			200	191		69199	
The Oaks at Forsyth	Forsyth	TRUE			151	141		53468	
The Rehab and Skilled Nursing Facility at Oak Summit	Forsyth	TRUE			170	157		58385	
Winston-Salem Rehabilitation and Healthcare Center	Forsyth	TRUE			230	167		61371	
Heritage Healthcare of High Point	Forsyth	TRUE			100	69		26099	
Forsyth Medical Center	Forsyth	TRUE			20	5		3131	
Total					1439	1141	79.29%	416119	80.01%
Britthaven of Jacksonville	Onslow	TRUE			239	154		55245	
Britthaven of Onslow	Onslow	TRUE			120	96		33931	
Total					359	250	69.64%	89176	68.06%
Capital Nursing and Rehabilitation Center	Wake	TRUE			125	110		35997	
Cary Health and Rehabilitation Center	Wake	TRUE			120	117		39076	
City of Oaks Health & Rehab Center	Wake	TRUE			180	119		44913	
Sunnybrook Healthcare and Rehabilitation Specialists	Wake	TRUE			114	96		33768	
The Laurels of Forest Glenn	Wake	TRUE			120	108		42140	
Wellington Nursing and Rehabilitation Center	Wake	TRUE			80	78		27181	
Blue Ridge Health Care Center	Wake	TRUE			134	126		43481	
Brighton Manor	Wake	FALSE	10/1/2006	9/14/2007	49	0		15448	
Guardian Care of Zebulon	Wake	TRUE			60	58		20878	

**Nursing Facility Utilization Data as keyed from 2008 License Renewal Applications. Draft for May 16, 2008 Committee meeting.  
Data were self reported and have not been verified by the Medical Facilities Planning Section.**

Facility	County	Data for Year	Partial Year Begin	Partial Year End	# Beds	Total Patients (One day census)	Occ. Based on # Patients	Total Days of Care	Occ. Based on Days of Care
Hillside Nursing Center of Wake Forest	Wake	TRUE			130	120		44341	
Litchford Falls Healthcare and Rehabilitation Center	Wake	TRUE			70	64		24479	
Oaks of Carolina, LLC	Wake	TRUE			150	139		45013	
Raleigh Rehabilitation and Healthcare Center	Wake	TRUE			174	167		57968	
Rex Rehabilitation and Nursing Care Center of Apex	Wake	TRUE			107	98		36574	
Universal Health Care/ North Raleigh	Wake	TRUE			132	106		44925	
Rex Hospital	Wake	TRUE			120	113		40100	
WakeMed Zebulon/Wendell	Wake	TRUE			19	11		5500	
WakeMed Fuquay-Varina	Wake	TRUE			36	29		10949	
<b>Total</b>					<b>1920</b>	<b>1659</b>	<b>86.41%</b>	<b>612731</b>	<b>87.53%</b>

## Chapter 12: Hospice Services

Following are draft Materials related to the Petition from The Carolinas Center for Hospice and End of Life Care; and, Projected Hospice Services Need Determinations. Also enclosed is the comment from Community Health, Inc.

Related to the Petition from The Carolinas Center for Hospice and End of Life Care:

- Agency Report on the Petition
- Petition
- Comment submitted by Petitioner

Related to Projected Hospice Services Need Determinations:

- Table 13A: Hospice Data by County of Patient Origin – 2007 Data
- Table 13B: Year 2010 Hospice Home Care Office Need Projections for Proposed 2009 Plan
- Table 13C: Year 2012 Hospice Inpatient Bed Need Projections for the Proposed 2009 Plan
- Hospice Inpatient Facilities (Provides occupancy rate information used in Table 13C)

Based on application of the current methodology and population projections, there would be need determinations in 16 counties for additional hospice offices and need determinations in eight counties for inpatient hospice beds.

The need determinations for hospice home care offices would be in the following counties: Cherokee, Craven, Dare, Davidson, Duplin, Guilford, Johnston, Person, Pitt, Robeson, Rockingham, Rowan, Union, Vance, Wilkes and Wilson.

Inpatient hospice bed need determinations would be in the following counties: Cabarrus, Catawba, Columbus, Craven, Polk, Randolph, Sampson, and Stokes.

---

## **AGENCY REPORT:**

### **Proposed 2009 Plan**

Notes related to **Petition** from **The Carolinas Center for Hospice and End of Life Care**

---

### **Request**

**The Carolinas Center for Hospice and End of Life Care** submitted a petition requesting a modification of the existing hospice home care methodology for the 2009 State Medical Facilities Plan and that a task force be convened to fully evaluate the hospice home care and hospice inpatient bed need methodologies for the 2010 Plan.

### **Background Information**

The hospice home care office methodology projects future need using a statewide average percent of deaths served by hospices to project deaths in each county. County mortality statistics and mortality rates for a five year period are used as the basis for projections.

Utilization data used in the Plan is compiled from Annual Data Supplements to License Applications as submitted to the Division of Health Service Regulation. A need determination is made for a county if: the deficit is 50 or more and the county projected population is 50,000 or fewer persons and the deficit index is 10% or more; or, the deficit is 75 or more and the county projected population is more than 50,000 persons and the deficit index is 10% or more.

A Hospice Methodology Task Force was appointed to consider issues for the 2006 Plan. Task Force recommendations with regard to the Hospice Home Care Methodology were to clarify when the placeholder is applied and to introduce a deficit index of 10% as a factor in making need determinations.

Application of the standard methodology would have resulted in need determinations in several counties in the 2008 Plan. However, there was an adjusted determination of no need for additional hospice home care offices. The adjustment was made as a result of numerous new hospice home care offices established in 2005 preceding the effective date of changes in the hospice home care Certificate of Need legislation of 2005. The Plan noted that limited or no data is available regarding these new offices. The same type of adjustment was made for the 2007 Plan.

### **Analysis of Petition**

The petitioner proposes changes to the hospice home care methodology for use in the Proposed 2009 Plan and that a Task Force be convened for the 2010 Plan to evaluate the hospice home care and inpatient bed methodologies.

The hospice home care methodology projects the number of patients in need (deficit or surplus) by subtracting the projected number of hospice deaths for each county from the reported number of hospice deaths plus any adjustments for new hospice offices. Therefore, there are two components to the equation for projecting need.

The petitioner proposes that the component for projecting the number of hospice deaths for each county be modified to use the statewide median rather than the statewide average to calculate the projected number of hospice deaths for each county. The statewide average used in the 2008 Plan was 30.46%. In comparison, the statewide median would have been 27.02%. Therefore, use of the median rather than the average would have resulted in a reduction in the number of projected hospice deaths.

With regard to the other component for projecting need, the petitioner proposes to apply a three-year compound annual growth rate to the number of deaths served by existing hospices. Given the growth in the number of hospice deaths served in the state over the past several years, this would increase the number of projected deaths to be served by hospice agencies. If this methodology were applied to the 2008 Plan, the three year compounding would have used data for 2003 and 2006 which are reflected in the 2005 and 2008 Plans. In the 2005 Plan, the number of hospice deaths was 16,889 compared to 22,653 in the 2008 Plan. This represents a growth of 34.13% in the number of hospice deaths reported.

In summary, application of the proposed methodology would introduce compounded growth over a three year period to one component of the methodology but not to the other. The component of the methodology which projects the number of hospice deaths would not be adjusted to reflect the growth in the percent of deaths served by hospice which has been substantial. The statewide average used in the 2005 Plan was 23.53% compared to 30.46% in the 2008 Plan which represents a growth of 29.45%. The statewide median in the 2005 Plan would have been 20.86% compared to 27.02% in the 2008 Plan which represents a growth of 29.53%.

With regard to the methodology to project need for new Medicare-Certified Home Health Agencies or Offices, it is noted that average annual rate of change over the previous three years is a factor in projecting both potential total people served and projected utilization.

#### Agency Recommendation

The Agency recommends that the Petition be approved in part. The Agency recommends that a Hospice Methodology Task Force be convened to fully evaluate the hospice home care and hospice inpatient bed need methodologies for the 2010 Plan. The Agency also recommends, as proposed by the petitioner, that the statewide median be used to project the number of hospice deaths for each county. The use of the median is viewed as a reasonable alternative to the use of the average. The Agency recommends that the proposed modification of the hospice home care methodology regarding application of a three-year compound annual growth rate to the number of deaths served by existing hospices be denied. The Agency views its recommendations to be reasonable in light of the Task Force to fully evaluate the methodologies. Attached is a modified "Table 13B: Year 2010 Hospice Home Care Office Need Projections for Proposed 2009 Plan," reflecting use of the median rather than the average.

Table 13B: Year 2010 Hospice Home Care Office Need Projections for Proposed 2009 Plan (Draft for May 16, 2008 Meeting Using Median %)

Column A	Column B	Column C	Column D	Column E	Column F	Column G	Column H	Column I	Column J	Column K	Column L
	2006 Number Of Deaths	2007 Reported # of Hospice Patient Deaths	% Deaths Served By Hospice	2002-2006 Death Rate/1000 Population	2010 Population (excluding military)	Projected 2010 Deaths	Projected Average Hospice Deaths	Place-holder for New Hospice Office	Projected Number of Additional Patients in Need Surplus (Deficit)	Deficit Index	Additional Hospice Office Need
Source or Formula =>	2006 NC Vital Statistics	2008 Lic. Data Supplements	Median %	Deaths - NC Vital Statistics	Office of State Budget and Management	Col. E(Col.F/1000)	Col. G *29.41%		Col. C + Col. I - Col. H	Shown if Col. J =>50 and pop <= 50,000 or Col. J => 50,000 or Col. J => 75 and pop. > 75 and pop. > 50,000 and deficit index =>10%.	(Col. J =>50 and pop <= 50,000 or Col. J => 75 and pop. > 50,000 and deficit index =>10%)
North Carolina	74,419	24,823	29.41%	8.5	9,399,781	79,888	23,498	316	1,641		
Alamance	1,343	566	42.14%	9.6	146,568	1,407	414		152		
Alexander	335	119	35.52%	8.5	37,931	322	95		24		
Alleghany	126	28	22.22%	12.6	11,335	143	42		(14)		
Anson	298	44	14.77%	11.1	24,719	274	81		(37)		
Ashe	276	67	24.28%	11.8	26,850	317	93		(26)		
Avery	181	64	35.36%	11	18,381	202	59		5		
Beaufort	566	147	25.97%	11.8	47,555	561	165		(18)		
Bertie	239	50	20.92%	12.4	18,871	234	69		(19)		
Bladen	362	111	30.66%	12	33,360	400	118		(7)		
Brunswick	917	302	32.93%	9.6	111,076	1,066	314		(12)		
Buncombe	2,190	944	43.11%	10.1	235,401	2,378	699		245		
Burke	849	267	31.45%	9.6	90,204	866	255		12		
Cabarrus	1,270	512	40.31%	8.3	177,879	1,476	434		78		
Caldwell	866	382	44.11%	10.1	81,127	819	241		141		
Camden	78	18	23.08%	7.9	10,560	83	25		(7)		
Carteret*	877	187	21.32%	11.3	65,646	742	218		(31)		
Caswell	221	47	21.27%	10.4	23,633	246	72		(25)		
Catawba	1,351	730	54.03%	8.9	158,930	1,414	416		314		
Chatham	497	167	33.60%	9	63,088	568	167		0		
Cherokee	318	45	14.15%	12.3	28,586	352	103		(58)		1
Chowan	172	30	17.44%	12.8	15,207	195	57		(27)		
Clay	120	16	13.33%	12.1	10,968	133	39		(23)		
Cleveland	1064	467	43.89%	10.4	97,253	1,011	297		170		
Columbus	684	221	32.31%	11.6	55,616	645	190		31		
Craven*	905	200	22.10%	9.5	92,200	876	258		(58)		
Cumberland*	2084	638	30.47%	6.7	275,685	1,847	543		95		
Currituck	187	52	27.81%	8	26,493	212	62		(10)		
Dare	231	54	23.38%	7.8	36,619	286	84		(30)		
Davidson	1511	361	23.89%	9.5	160,876	1,528	449		(88)		1
Davie	378	112	29.63%	9	43,354	390	115		(3)		
Duplin	512	109	21.29%	9.9	55,863	553	163		(54)		
Durham	1731	566	32.70%	7.1	263,177	1,669	550		16		
Edgecombe	573	143	24.96%	11.1	51,184	568	167		(24)		

Table 13B: Year 2010 Hospice Home Care Office Need Projections for Proposed 2009 Plan (Draft for May 16, 2008 Meeting Using Median %)

Column A	Column B	Column C	Column D	Column E	Column F	Column G	Column H	Column I	Column J	Column K	Column L
Source or Formula =>	2006 NC Vital Statistics	2007 Reported # of Hospice Patient Deaths	% Deaths Served By Hospice	2002-2006 Death Rate/1000 Population	2010 Population (excluding military)	Projected 2010 Deaths	Projected Average Hospice Deaths	Place-holder for New Hospice Office	Projected Number of Additional Patients in Need Surplus (Deficit)	Deficit Index	Additional Hospice Office Need
	2006 NC Vital Statistics	2008 Lic. Data Supplements	Median %	Deaths - NC Vital Statistics	Office of State Budget and Management	Col. E(Col.F/1000)	Col. G *29.41%		Col. C + Col. I - Col. H	Shown if Col. J => 50 and pop <= 50,000 or Col. J => 75 and pop. > 50,000 and deficit index =>10%	(Col. J => 50 and pop <= 50,000 or Col. J => 75 and pop. > 50,000 and deficit index =>10%)
Forsyth	2824	1018	36.05%	8.7	351,864	3,061	900		118		
Franklin	444	125	28.15%	8.3	60,271	500	147		(22)		
Gaston	1929	688	35.67%	10	205,760	2,058	605		83		
Gates	113	17	15.04%	10.6	12,553	133	39		(22)		
Graham	104	16	15.38%	12.3	8,265	102	30		(14)		
Granville	498	99	19.88%	8.7	56,856	495	145		(46)		
Greene	170	48	28.24%	9.3	21,845	201	59		(11)		
Guilford	3532	1147	32.47%	8.1	476,055	3,856	1,134		13		
Halifax	635	110	17.32%	11.6	54,560	633	186	110	34		
Harnett*	809	250	30.90%	7.8	109,832	857	252		(2)		
Haywood	658	222	33.74%	11.9	58,256	693	204		18		
Henderson	1300	737	56.69%	12.5	108,136	1,352	398		339		
Hertford	251	78	31.08%	12.1	24,090	281	86		(8)		
Hoke*	251	57	22.71%	6.7	47,046	315	93		(36)		
Hyde	53	29	54.72%	11.7	5,409	63	19		10		
Iredell	1284	437	34.03%	8.7	162,470	1,413	416		20		
Jackson	327	121	37.00%	9	38,163	343	101		20		
Johnston	1023	267	26.10%	7.3	171,839	1,253	368		(101)	28%	1
Jones	103	32	31.07%	10.7	10,529	113	33		(1)		
Lee	469	153	32.62%	9.1	59,421	541	159		(6)		
Lenoir	665	115	17.29%	11.9	58,007	690	203	110	22		
Lincoln	622	222	35.69%	8.8	77,277	680	200		22		
McDowell	471	116	24.63%	10.3	45,233	466	137		(21)		
Macon	420	135	32.14%	12.8	35,591	456	134		1		
Madison	209	75	35.89%	11	21,183	233	69		6		
Martin	307	84	27.36%	13.1	23,997	314	92		(8)		
Mecklenburg	4817	1866	38.74%	6.1	930,663	5,677	1,670		196		
Mitchell	219	72	32.88%	12.7	16,004	203	60		12		
Montgomery	249	59	23.69%	10.4	28,273	294	86		(27)		
Moore*	914	358	39.17%	11.7	87,588	1,025	301		57		
Nash	908	180	19.82%	10	95,712	957	281	96	(5)		
New Hanover	1517	675	44.50%	8.3	201,313	1,671	491		184		
Northampton	260	59	22.69%	13.2	21,517	284	84		(25)		
Onslow*	819	177	21.61%	5.1	134,415	686	202		(14)		
Orange	650	331	50.92%	5.7	129,689	739	217		114		
Pamlico	122	28	22.95%	11.2	13,292	149	44		(16)		
Pasquotank	345	91	26.38%	9.5	43,519	413	122		(31)		



Table 13B: Year 2010 Hospice Home Care Office Need Projections for Proposed 2009 Plan (Draft for May 16, 2008 Meeting Using Median %)

Column A	Column B	Column C	Column D	Column E	Column F	Column G	Column H	Column I	Column J	Column K	Column L
	2006 Number Of Deaths	2007 Reported # of Hospice Patient Deaths	% Deaths Served By Hospice	2002-2006 Death Rate/1000 Population	2010 Population (excluding military)	Projected 2010 Deaths	Projected Average Hospice Deaths	Place-holder for New Hospice Office	Projected Number of Additional Patients in Need Surplus (Deficit)	Deficit Index	Additional Hospice Office Need
Source or Formula =>	2006 NC Vital Statistics	2008 Lic. Data Supplements	Median %	Deaths - NC Vital Statistics	Office of State Budget and Management	Col. E*(Col.F/1000)	Col. G *29.41%		Col. C + Col. I - Col. H	Shown if Col. J =>50 and pop <= 50,000 or Col. J => 75 and pop. > 50,000 and deficit index =>10%	(Col. J =>50 and pop <= 50,000 or Col. J => 75 and pop. > 50,000 and deficit index =>10%)
Pender	451	179	39.69%	8.7	55,185	480	141		38		
Perquimans	147	34	23.13%	12.4	13,385	166	49		(15)		
Person	389	111	28.53%	10.3	38,775	399	117		(6)		
Pitt	1081	320	29.60%	7.6	156,531	1,190	350		(30)		
Polk	272	144	52.94%	14.6	19,776	289	85		59		
Randolph	1223	455	37.20%	8.6	145,072	1,248	367		88		
Richmond	538	164	30.48%	11.3	47,047	532	156		8		
Robeson	1208	306	25.33%	9.2	134,281	1,235	363		(57)		
Rockingham	1122	241	21.48%	11.5	92,256	1,061	312		(71)		
Rowan	1342	334	24.89%	9.9	139,253	1,379	405		(71)		
Rutherford	819	395	48.23%	12.2	63,660	777	228		167		
Sampson	570	159	27.89%	9.7	67,447	654	192		(33)		
Scotland	374	185	49.47%	9.9	37,574	372	109		76		
Stanly	655	230	35.11%	10.3	60,216	620	182		48		
Stokes	435	162	37.24%	9.4	47,608	448	132		30		
Surry	845	342	40.47%	11	74,749	822	242		100		
Swain	182	57	31.32%	12.7	14,805	188	55		2		
Sylvania	309	128	41.42%	12.1	31,617	383	113		15		
Tyrrell	25	6	24.00%	9.5	4,343	41	12		(6)		
Union	1044	286	27.39%	6.2	205,253	1,273	374		(88)	24%	1
Vance	422	93	22.04%	10.8	44,953	485	143		(50)	35%	1
Wake*	3735	1468	39.30%	4.9	906,136	4,440	1,306		162		
Warren	220	38	17.27%	11.4	19,996	228	67		(29)		
Washington	130	23	17.69%	11	13,185	145	43		(20)		
Watauga	321	78	24.30%	7	44,474	311	92		(14)		
Wayne*	1061	310	29.22%	9.2	113,351	1,043	307		3		
Wilkes	671	115	17.14%	10	67,849	678	200		(85)	42%	1
Wilson	822	193	23.48%	10.1	80,220	810	238		(45)		
Yadkin	377	107	28.38%	10.2	39,435	402	118		(11)		
Yancey	216	100	46.30%	10.8	19,061	206	61		39		

\*population projections were adjusted to exclude active duty military personnel.



## PETITION

### Petition for Changes to the Hospice Home Care Need Methodology

#### PETITIONER

The Carolinas Center for Hospice and End of Life Care  
P.O. Box 4449

Cary, NC 27519

Judy Brunger, President and CEO  
919.677.4123  
[jbrunger@carolinasendoflifecare.org](mailto:jbrunger@carolinasendoflifecare.org)

#### SUMMARY

The Carolinas Center for Hospice and End of Life Care respectfully petitions the State Health Coordinating Council to:

- 1) Modify the existing hospice home care methodology for the 2009 SMFP; and,
- 2) Convene a task force to fully evaluate the hospice home care and hospice inpatient bed need methodologies for the 2010 SMFP<sup>1</sup>.

#### BACKGROUND

As a result of the numerous petitions related to the current hospice home care methodology and subsequent decisions by the SHCC to adjust need determinations to no need for new hospice home care agencies in the last two years, The Carolinas Center convened a provider group in the summer of 2007 to review the hospice home care methodology and develop recommendations for improvements to the methodology, with the expectation of petitioning for those changes in the 2009 SMFP. After reviewing each component of the existing methodology, making multiple adjustments to the existing methodology, and discussing these adjustments at numerous provider group meetings, The Carolinas Center recognized that its review and discussions had generated significant issues with the current methodology, more than could be addressed in time for the 2009 SMFP. However, The Carolinas Center identified a clear, recurring inequity in the methodology that could easily and equitably be made to the 2009 SMFP. Thus, The Carolinas Center is submitting this petition with its requests for minor modifications to the existing methodology for inclusion in the 2009 SMFP and the appointment of a task force to develop a new methodology for the 2010 SMFP.

---

<sup>1</sup> Although the hospice inpatient bed need methodology is not the subject of this petition, there are numerous interactive factors between the home care and inpatient methodologies that lead The Carolinas Center to strongly recommend that the proposed task force evaluate both methodologies simultaneously.

NORTH CAROLINA  
PO Box 4449  
Cary, NC  
27519-4449  
PHONE  
919 677 4100  
FAX  
919 677 4199  
TOLL FREE  
800 662 8859

SOUTH CAROLINA  
1000 Center Point Rd.  
Columbia, SC  
29210  
PHONE  
803 791 4220  
FAX  
803 791 5664

## REQUESTED CHANGES

### Modify the Methodology for the 2009 SMFP

Although The Carolinas Center is requesting that the SHCC appoint a task force to evaluate the methodology for the 2010 SMFP, it also believes that there are two changes to the existing methodology that would improve its application in the 2009 SMFP. Both modifications will require limited effort on behalf of MFPS staff, and The Carolinas Center is more than willing to share its files, which would further reduce the staff's workload to institute these changes.

1. **Use the median, rather than the average, for percent of deaths served by hospice.** The current methodology uses the North Carolina average (total North Carolina deaths served by hospice divided by total North Carolina deaths) to calculate the percent of deaths served by hospice. Because of the dramatic variances in penetration rates discussed below, The Carolinas Center believes the median, rather than the average, is a more appropriate statistic given the intent of the methodology to use what "typically" occurs in the state.
2. **Apply a three-year compound annual growth rate to the number of deaths served by existing hospices to then be subtracted from projected hospice deaths to determine unmet need.** Unlike the home health methodology (the only similar service/methodology in the SMFP), the current hospice home care methodology assumes that existing providers will serve the same number of hospice deaths four years later (e.g., the same number of deaths in 2009 [projection year for the 2008 SMFP] as in 2005 [base year for the 2008 SMFP]). This assumption of the current methodology is not substantiated by actual experience. Existing hospices, on average, have increased the number of deaths served by 10 percent *per year* since 2002. To continue under the current methodology does not credit existing providers for the services they actually render and creates need in service areas where need may not actually exist, particularly in areas of high population growth.

### Convene Task Force for 2010 SMFP

Given the numerous issues raised during its review of the current methodology, the Carolinas Center is requesting that the SHCC convene a task force to thoroughly examine planning policies that should drive the hospice home care methodology and the most appropriate method for incorporating those policies into a new hospice home care methodology.

The Carolinas Center's review of the existing methodology identified the following issues that it believes should be addressed by the proposed task force, recognizing that additional issues may be discovered by the task force:

1. **Definition of "met" need and saturation of hospice home care in a given service area.** At present, the median North Carolina hospice penetration rate (as measured by percent of total deaths in a county) is 27 percent. However, some counties within the state have penetration rates as high as 55 percent, with others as low as 10 percent. Based on its own brief investigation of other states, The Carolinas Center has discovered that other communities have penetration rates as high as 70 percent. In order to devise a methodology that assures the most appropriate access to hospice care for North Carolina citizens, The Carolinas Center believes the proposed task force should define the circumstances under which a service area's hospice home care need is met.
2. **Evaluate differences between need in urban versus rural service areas.** The current methodology (and the various alternatives The Carolinas Center explored) does not differentiate between urban and rural service areas. As a result, a county of 50,000 may generate a need for two (or more) hospice home care

agencies, while urban counties of 200,000 and more may never generate a need for more than one hospice home care agency. One alternative for addressing this issue may be the creation of multi-county service areas for rural communities.

3. **Consider chronically underutilized hospice service areas.** As noted above, counties in North Carolina experience significantly different rates of hospice penetration. Anecdotally, The Carolinas Center understands that in some counties, the lack of hospice penetration is not the result of insufficient hospice providers or existing providers' failed efforts to reach the community, but rather other factors beyond the control of the local providers. Such factors may include the unwillingness of local physicians to refer patients to hospice care or cultural beliefs that create reluctance on behalf of patients and families to accept hospice services.
4. **Consider the differences in approach to the provision of hospice home care services.** While the majority of hospices in North Carolina are currently Medicare certified, and thus must comply with Medicare's specific guidelines regarding the provision of hospice home care services, the approaches among hospice providers has diversified in recent years. For example, some hospice providers focus on service to patients residing in long-term care facilities, which may reduce their influence and impact on the general community population in contrast to "traditional" community-based hospice agencies. The Carolinas Center believes these differences should be considered with regard to the definition of "met" need discussed in (1) above.
5. **Account for age differences among hospice service areas.** Another quantitative factor that drives differences in penetration rates is the age of a particular community. Although the current methodology accounts for age differences to a degree by applying a penetration rate to the actual projected deaths in a given county, it fails to address the fact that counties with much younger populations experience deaths from different causes than those with much older populations. A higher proportion of the causes of deaths among younger populations are not foreseeable and therefore not appropriate for hospice care.
6. **Use non-adjusted death rate in calculating projected deaths.** Currently the methodology applies a county's age-adjusted death rate when projecting deaths. (An age-adjusted death rate "normalizes" the death rate between different populations, such that a higher number of deaths that result only from age differences in the population are excluded.) While adjusted deaths are useful in many circumstances (especially for comparison purposes between populations), For purposes of calculating an individual county's expected number of deaths, using adjusted death rates produces the opposite of the desired result. For example, the projected deaths for counties with older populations will be lower than the county actually experiences, while the projected deaths for counties with younger populations will be higher. The Carolinas Center believes the non-adjusted death rate would be the preferable statistic for calculating actual, expected deaths in a given county.
7. **Apply a growth factor for existing hospice home care providers.** (See above discussion regarding modifications to the 2009 SMFP methodology).

#### **IMPACT IF PETITION IS NOT APPROVED**

The Carolinas Center believes the impact of denying this petition is threefold: 1) providers will continue to seek more special need adjustments to the standard methodology (both for and against need determinations) than would be expected under a methodology that accurately reflects need for most of the state; 2) need may be generated in service areas for which a true need does not actually exist, thus negatively impacting both the existing and new providers; and 3) need may not be generated in areas for which a true need does exist, thereby depriving North Carolina citizens of access to needed health services.

**CONCLUSION**

As stated previously, it was The Carolinas Center original intent to petition the SHCC with comprehensive changes to the current methodology that would address many of the recent issues surfaced by hospice providers and that could be incorporated into the 2009 SMFP. However, the extensive analysis that went into that effort led The Center to the conclusion that the optimal, short-term solution would be to propose to easily adapted changes for the 2009 SMFP and, long-term, to establish a task force to thoroughly evaluate hospice home care need, both the policies that determine need and the subsequent methodology. The Carolinas Center is prepared to assist the SHCC, the MFPS staff, and the proposed task force in any way possible to develop hospice policies and need methodologies that promote the most appropriate utilization of, and access to, hospice services.

Thank you for your consideration.

DFS HEALTH PLANNING  
RECEIVED

MAR 05 2008

[www.carolinasendoflifecare.org](http://www.carolinasendoflifecare.org)

MEDICAL FACILITIES  
PLANNING SECTION

**THE CAROLINAS CENTER FOR HOSPICE AND END OF LIFE CARE  
REMARKS TO THE SHCC REGARDING PETITION SUBMITTED:**

**MARCH 5, 2008**

Dr. Myers and Members of the State Health Coordinating Council:

I am Judy Brunger, CEO of The Carolinas Center for Hospice and End of Life Care. For over 30 years our organization has worked to ensure high quality end of life care in North Carolina, primarily by supporting and promoting hospice and palliative care throughout the state. To this end, our organization was instrumental in the development of the original CON methodology for hospice homecare and inpatient beds. We continue to actively support the CON methodology as it is applied to hospice care.

As a result of numerous petitions related to the current hospice homecare methodology and subsequent decisions by the SHCC to adjust need determinations to no need for new hospice homecare agencies the past two plan years, The Carolinas Center along with the Association for Home and Hospice Care convened a provider group in mid 2007 to review the current methodology and develop recommendations for improvement to the methodology and we expected to petition for those changes in the 2009 State Medical Facilities Plan.

Our extensive analysis of the current methodology generated significant issues than could not be addressed with minor changes to the existing methodology in time for the 2009 Plan. However, once we identified a clear, recurring inequity in the methodology that could easily and equitably be made to the 2009 SMFP, The Carolinas Center appreciates this opportunity to submit this petition with a request for a short-term solution of these easily adapted changes. In addition, our petition requests a task force to develop a new methodology for the 2010 SMFP.

Some of the issues that we found in the current methodology that require an examination are that:

- In some counties when the penetration is below average for the state there is no demonstrated need yet in some counties when the penetration is above average, a need is generated. The current methodology seems to generate outcomes that may not make sense today. A need may be generated in service areas for which a true need does not exist, thus negatively impacting both the existing and new providers. A need may also not be generated in areas where a true need does exist.



NORTH CAROLINA

PO Box 4449

Cary, NC

27519-4449

PHONE

919 677 4100

FAX

919 677 4199

TOLL FREE

800 662 8859

SOUTH CAROLINA

100 Center Point Rd.

Columbia, SC

29210

PHONE

803 791 4220

FAX

803 791 5664

- There are chronically underutilized hospice service areas with as many as 2-3 hospice providers serving the area yet, the current need methodology continues to generate a need. We believe there may be other factors beyond the control of local providers that should be addressed in the methodology.
- Using adjusted death rates produces the opposite of the desired results. Counties with older populations and theoretically the highest need for hospice services most likely have their death rates lowered by using an age adjusted rate.

Our work this past 8 months on the current methodology has led us to petition the State Health Coordinating Council to request two changes to the existing methodology that would improve its application in the 2009 SMFP. Both modifications will require limited effort on behalf of the planning staff and we would be more than willing to share our files to accomplish these changes.

1. **Use the median, rather than the average, for percent of deaths served by hospice.** There are dramatic variances in penetration rates and we believe that the median rather than the average is a more appropriate statistic given the intent of the methodology to use what “typically” occurs in the state.
2. **Apply a three-year compound annual growth rate to the number of deaths served by existing hospice to then be subtracted from projected hospice deaths to determine unmet need.** Unlike the current home health methodology – the only similar service in the SMFP—the current hospice home care methodology assumes that existing providers will serve the same number of hospice deaths four years later. This assumption is not substantiated by actual experience – existing hospices on average have increased the number of deaths served by 10% per year. To continue under the current methodology does not credit existing providers for the services they actually render and creates a need in service areas where needs may not actually exist, particularly in areas of high population growth.

In addition to these minor changes submitted for the 2009 SMFP, The Carolinas Center requests that the SHCC convene a task force to fully evaluate the hospice home care methodologies for the 2010 SMFP. Given the numerous issues raised during its review of the current methodology, such a task force would thoroughly examine planning policies that should drive hospice home care methodology and the most appropriate method for incorporating those policies into a new methodology. Without such an examination and recommendations, petitions will continue with issue after issue both for and against need determinations.

Thank you for this opportunity and we urge you to consider our petition for minor methodology changes for the 2009 SMFP and to convene a task force to develop the most appropriate methodology for hospice in the 2010 SMFP.

Respectfully submitted:

Judith B. Brunger  
President and CEO

Community Health, Inc.



P.O. Box 8109  
Rocky Mount NC 27804-1109  
t 252.972.2200  
f 252.937.2647

February 20, 2008

Mr. Floyd Cogley  
North Carolina Division of Health Service Regulation  
Medical Facilities Planning Section  
2714 Mail Service Center  
Raleigh, NC 27699

DFS HEALTH PLANNING  
RECEIVED

FEB 22 2008

MEDICAL FACILITIES  
PLANNING SECTION

**RE: Comments on 2008 State Medical Facilities Plan  
Submitted by Community Health, Inc. on behalf of Carrolton Home Care,  
Inc. d/b/a Community Home Care and Hospice ("Community")**

Dear Mr. Cogley:

Please accept these comments to the 2008 State Medical Facilities Plan ("2008 SMFP") submitted by Community Health, Inc. on behalf of Carrolton Home Care, Inc. d/b/a Community Home Care and Hospice ("Community"). More specifically, we are commenting on the reallocation of hospice inpatient beds in Lee, Cumberland, Harnett, and Sampson counties in the 2008 SMFP. We understand that these comments do not rise to the level of a petition since we are not currently proposing changes to the basic policies or methodology. However, we hope that our comments may stimulate some discussion as to how to make the basic policies more equitable in the event a Certificate of Need ("CON") decision is appealed, possibly resulting in a reallocation of a new institutional health service pursuant to Policy GEN-1.4, as was the case at hand.

As you may be aware, Community applied for hospice inpatient beds in Sampson, Harnett, Lee and Cumberland counties in 2006 as allocated in the 2006 SMFP. Each of Community's applications were subsequently denied by the CON Section, in part because it was determined that Community failed to demonstrate the need for these services as required by CON Review Criteria N.C.G.S. §131E-183(3). Community appealed each of the decisions and subsequently settled with the Department of Health and Human Services on or about September 5, 2007, resulting in a dismissal of each appeal. Since the appeals were resolved after August 17, 2007, and prior to December 31, 2007, the inpatient beds were reallocated in the 2008 SMFP in accordance with Policy GEN 1-4, and without a further need determination. Written notice of the reallocated hospice inpatient beds for Cumberland, Harnett, Lee, and Sampson was not provided by the Division of Health Service Regulation ("DHSR") until December 17, 2007, well after the public review and comment period. See *Exhibit 1* for a copy of the Memorandum dated December 17, 2007, from DHSR reallocating the hospice inpatient beds.



Since the DHSR notice of reallocation of the hospice inpatient beds dated December 17, 2007, was published well after the public comment period, interested parties that may have wished to request an adjustment to the need determinations in the 2008 SMFP were effectively precluded from doing so. Community is of the opinion that there should have been some debate or reasonable opportunity for public comment as to whether the hospice inpatient beds should have been reallocated in these four counties. Community questions whether there is a need for additional hospice inpatient beds in Lee, Cumberland, Harnett, and Sampson counties in the 2008 SMFP, or whether these beds, if subsequently approved by the CON Section, would be an unnecessary duplication of services.

We appreciate the opportunity to present our concerns to the Medical Facilities Planning Section.

Sincerely,



Michael C. Hale  
Vice-President of Legal Services  
Community Health, Inc.

Enclosure



North Carolina Department of Health and Human Services  
Division of Health Service Regulation  
Certificate of Need Section  
2704 Mail Service Center ■ Raleigh, North Carolina 27699-2704


Michael F. Easley, Governor  
Dempsey Benton, Secretary

<http://facility-services.state.nc.us>

Lee Hoffman, Section Chief  
Phone: 919-855-3873  
Fax: 919-733-8139

MEMORANDUM

TO: Recipients of the State Medical Facilities Plan

FROM:  Craig R. Smith, Assistant Chief  
for Lee B. Hoffman, Chief  
Certificate of Need Section

DATE: December 17, 2007

SUBJECT: **Reallocation of Hospice Inpatient Beds in Cumberland, Harnett, Lee, and Sampson Counties from the 2006 State Medical Facilities Plan (SMFP)**

The Medical Facilities Planning Section and the Certificate of Need Section of the Division of Health Service Regulation announce the reallocation of hospice inpatient beds in Cumberland, Harnett, Lee, and Sampson Counties from the 2006 SMFP using the 2007 SMFP hospice bed need methodology. The reallocation is the result of the dismissal of four appeals of four denied applications received for the scheduled 2006 reviews.

As a result, there is now a need determination for additional hospice inpatient beds in each the above referenced counties. The specific need determination and the scheduled certificate of need reviews for the reallocated hospice inpatient beds are as follows:

COUNTY	HOSPICE INPATIENT BEDS	REVIEW DATE	APPLICATION DUE DATE
Sampson	12	May 1, 2008	April 15, 2008
Harnett	8	September 1, 2008	August 15, 2008
Lee	8	September 1, 2008	August 15, 2008
Cumberland	24	December 1, 2008	November 17, 2008

Therefore, persons who are interested in applying for the hospice inpatient beds in each of the specified counties must submit their respective CON applications to the CON Section no later than 5:30 p.m. on the specific date listed above.

For more information, write the Certificate of Need Section, Division of Facility Services, 2704 Mail Service Center, Raleigh, North Carolina 27699-2704 or call (919) 855-3873.



Table 13A: Hospice Data by County of Patient Origin - 2007 Data

Lic. #	Facility Cnty	Facility Name	Days of Care	Deaths
<b>Agencies or Offices serving residents of Alamance</b>				
HOS2958	Durham	Community Home Care & Hospice	14	1
HOS2997	Orange	Community Home Care & Hospice	927	0
HOS3063	Alamance	Community Home Care & Hospice	786	3
HOS0021	Durham	Duke Hospice	197	4
HC0361	Alamance	Hospice and Palliative Care Center of Alamance-Caswell	44,870	553
HOS3049	Alamance	Liberty Home Care and Hospice	1,180	4
HOS3110	Guilford	Liberty Home Care and Hospice	421	1
HOS0370	Chatham	UNC Hospice	314	0
<b>Totals for Alamance</b>			<b>48,709</b>	<b>566</b>
<b>Agencies or Offices serving residents of Alexander</b>				
HOS3144	Catawba	Catawba Valley Hospice House	3,534	33
HOS3181	Iredell	Gordon Hospice House	137	7
HC0362	Alexander	Hospice and Home Care of Alexander County, Inc.	4,917	52
HOS0387	Iredell	Hospice of Iredell County, Inc	1,462	27
<b>Totals for Alexander</b>			<b>10,050</b>	<b>119</b>
<b>Agencies or Offices serving residents of Alleghany</b>				
HOS1123	Alleghany	High Country Health Care System	2,684	27
HC0409	Forsyth	Hospice & Palliative CareCenter	9	1
<b>Totals for Alleghany</b>			<b>2,693</b>	<b>28</b>
<b>Agencies or Offices serving residents of Anson</b>				
HC1869	Anson	Anson Community Hospice, Inc.	2,260	15
HOS0405	Union	Hospice of Union County, Inc	23	1
HOS1898	Anson	Hospice Services of Anson County	1,995	21
HOS3064	Anson	Liberty Home Care and Hospice	757	7
<b>Totals for Anson</b>			<b>5,035</b>	<b>44</b>
<b>Agencies or Offices serving residents of Ashe</b>				
HOS1124	Ashe	High Country Health Care System	3,428	66
HC0409	Forsyth	Hospice & Palliative CareCenter	23	1
<b>Totals for Ashe</b>			<b>3,451</b>	<b>67</b>
<b>Agencies or Offices serving residents of Avery</b>				
HOS0363	Avery	Hospice and Palliative Care of Avery County, Inc	3,583	64
<b>Totals for Avery</b>			<b>3,583</b>	<b>64</b>
<b>Agencies or Offices serving residents of Beaufort</b>				
HOS3298	Pitt	Advantage Hospice & Home Care	12	1
HOS0331	Pitt	AseraCare Hospice	8,324	50
HOS2302	Craven	Community Home Care & Hospice	6	0
HOS3302	Hyde	Community Home Care & Hospice	5	0
HOS2516	Beaufort	Community Home Care & Hospice	12,041	75

Figures were taken from the 2008 Hospice Data Supplements. Data were self-reported and have not been verified by the Medical Facilities Planning Section.

Lic. #	Facility Cnty	Facility Name	Days of Care	Deaths
HOS3347	Craven	United Hospice of Coastal Carolina	145	3
HOS1711	Pitt	University Health Systems Home Health and Hospice	1,389	18
<b>Totals for Beaufort</b>			<b>21,922</b>	<b>147</b>
<b>Agencies or Offices serving residents of Bertie</b>				
HOS3298	Pitt	Advantage Hospice & Home Care	10	1
HOS3008	Martin	Community Home Care & Hospice	681	2
HOS3269	Nash	United Hospice of Eastern Carolina	17	0
HOS0425	Hertford	University Health Systems Home Health and Hospice	3,614	47
<b>Totals for Bertie</b>			<b>4,322</b>	<b>50</b>
<b>Agencies or Offices serving residents of Bladen</b>				
HC2968	Sampson	Advantage Hospice & Home Care	85	1
HC2307	Bladen	Advantage Hospice & Home Care	12,408	47
HC0283	Cumberland	Cape Fear Valley Home Health & Hospice	68	1
HOS3412	Cumberland	Carrol S. Roberson Hospice Center	62	1
HOS3011	Columbus	Community Home Care & Hospice	1,153	0
HOS1945	Bladen	Community Home Care & Hospice	7,229	21
HOS2060	Robeson	Community Home Care & Hospice	80	0
HOS2007	Columbus	Liberty Home Care and Hospice	553	4
HOS0415	Bladen	Lower Cape Fear Hospice, Inc	5,293	36
HOS2861	Robeson	Native Angels Hospice	1,670	0
HOS1599	Robeson	Sotheastern Hospice	318	0
<b>Totals for Bladen</b>			<b>28,919</b>	<b>111</b>
<b>Agencies or Offices serving residents of Brunswick</b>				
HOS3196	Brunswick	Advantage Hospice & Home Care	261	0
HC2362	Columbus	Advantage Hospice & Home Care	6	0
HOS3010	Brunswick	Community Home Care & Hospice	2,312	5
HOS2008	New Hanover	Liberty Home Care and Hospice	791	8
HOS2006	Brunswick	Liberty Home Care and Hospice	5,797	39
HOS0414	Brunswick	Lower Cape Fear Hospice, Inc	21,240	250
<b>Totals for Brunswick</b>			<b>30,407</b>	<b>302</b>
<b>Agencies or Offices serving residents of Buncombe</b>				
HOS0113	Buncombe	CarePartners Hospice & Palliative Care Services	63,026	930
HOS0386	Henderson	Four Seasons Hospice & Palliative Care	900	13
HC0419	Madison	Madison Home Care & Hospice	84	1
<b>Totals for Buncombe</b>			<b>64,010</b>	<b>944</b>
<b>Agencies or Offices serving residents of Burke</b>				
HOS0364	Burke	Burke Hospice and Palliative Care, Inc.	28,580	244
HOS0185	Caldwell	Caldwell Hospice and Palliative Care, Inc	581	7
HOS3144	Catawba	Catawba Valley Hospice House	1,579	15
HOS0363	Avery	Hospice and Palliative Care of Avery County, Inc	2	1

Figures were taken from the 2008 Hospice Data Supplements. Data were self-reported and have not been verified by the Medical Facilities Planning Section.

Lic. #	Facility Cnty	Facility Name	Days of Care	Deaths
<b>Totals for Burke</b>			<b>30,742</b>	<b>267</b>
<b>Agencies or Offices serving residents of Cabarrus</b>				
HOS3116	Union	Community Home Care & Hospice	16	2
HOS3132	Mecklenburg	Hospice & Palliative Care Charlotte Region	685	6
HOS1702	Mecklenburg	Hospice & Palliative Care Lake Norman	1,037	14
HOS0365	Cabarrus	Hospice & Palliative Care of Cabarrus County	42,033	478
HC0369	Mecklenburg	Hospice & Palliative Care of Charlotte Region	168	2
HOS2425	Rowan	Hospice & Palliative CareCenter	357	4
HOS0402	Stanly	Hospice of Stanly County, Inc	371	3
HOS0405	Union	Hospice of Union County, Inc	19	1
HC0399	Rowan	Rowan Regional Home Health & Hospice	856	2
<b>Totals for Cabarrus</b>			<b>45,542</b>	<b>512</b>
<b>Agencies or Offices serving residents of Caldwell</b>				
HOS0185	Caldwell	Caldwell Hospice and Palliative Care, Inc	41,352	376
HOS3144	Catawba	Catawba Valley Hospice House	937	6
HC0362	Alexander	Hospice and Home Care of Alexander County, Inc.	51	0
<b>Totals for Caldwell</b>			<b>42,340</b>	<b>382</b>
<b>Agencies or Offices serving residents of Camden</b>				
HOS1677	Pasquotank	Albemarle Hospice	333	13
HOS3301	Pasquotank	Community Home Care & Hospice	353	5
<b>Totals for Camden</b>			<b>686</b>	<b>18</b>
<b>Agencies or Offices serving residents of Carteret</b>				
HC0506	Jones	3HC	43	2
HOS2998	Carteret	Community Home Care & Hospice	4,135	26
HOS3238	Craven	Continuum Home Care & Hospice of Craven County	227	2
HC1209	Onslow	Continuum Home Care and Hospice	332	7
HOS0613	Carteret	Hospice of Carteret County	12,494	133
HOS3048	Carteret	Liberty Home Care and Hospice	1,459	16
HOS3347	Craven	United Hospice of Coastal Carolina	46	1
<b>Totals for Carteret</b>			<b>18,736</b>	<b>187</b>
<b>Agencies or Offices serving residents of Caswell</b>				
HOS2997	Orange	Community Home Care & Hospice	25	1
HC0533	Person	Home Health and Hospice of Person County	10	1
HC0361	Alamance	Hospice and Palliative Care Center of Alamance-Caswell	5,269	45
<b>Totals for Caswell</b>			<b>5,304</b>	<b>47</b>
<b>Agencies or Offices serving residents of Catawba</b>				
HOS0185	Caldwell	Caldwell Hospice and Palliative Care, Inc	179	5
HOS3144	Catawba	Catawba Valley Hospice House	59,772	713
HOS3132	Mecklenburg	Hospice & Palliative Care Charlotte Region	44	0
HOS0371	Cleveland	Hospice & Palliative Care Cleveland County	6	1

Figures were taken from the 2008 Hospice Data Supplements. Data were self-reported and have not been verified by the Medical Facilities Planning Section.

Lic. #	Facility Cnty	Facility Name	Days of Care	Deaths
HOS1702	Mecklenburg	Hospice & Palliative Care Lake Norman	12	1
HOS0389	Lincoln	Hospice & Palliative Care of Lincoln County, Inc	653	6
HOS0387	Iredell	Hospice of Iredell County, Inc	4	1
HOS1338	Iredell	Hospice of Iredell County, Inc	457	3
<b>Totals for Catawba</b>			<b>61,127</b>	<b>730</b>
<b>Agencies or Offices serving residents of Chatham</b>				
HOS2983	Chatham	Community Home Care & Hospice	7,953	48
HOS0021	Durham	Duke Hospice	258	8
HOS2281	Wake	Heartland Home Health Care and Hospice	393	7
HC0361	Alamance	Hospice and Palliative Care Center of Alamance-Caswell	537	2
HC0374	Guilford	Hospice and Palliative Care of Greensboro	1	1
HC0397	Randolph	Hospice of Randolph County, Inc.	14	1
HOS1595	Wake	Hospice of Wake County, Inc	430	4
HOS3086	Lee	Liberty Home Care and Hospice	4	1
HOS3149	Chatham	Liberty Home Care and Hospice	1,217	17
HOS0370	Chatham	UNC Hospice	7,379	78
<b>Totals for Chatham</b>			<b>18,186</b>	<b>167</b>
<b>Agencies or Offices serving residents of Cherokee</b>				
HOS0113	Buncombe	CarePartners Hospice & Palliative Care Services	6	2
HC0275	Cherokee	Good Shepherd Home Health and Hospice Agency, Inc.	2,398	43
<b>Totals for Cherokee</b>			<b>2,404</b>	<b>45</b>
<b>Agencies or Offices serving residents of Chowan</b>				
HOS1677	Pasquotank	Albemarle Hospice	1,556	18
HOS3301	Pasquotank	Community Home Care & Hospice	17	0
HOS0425	Hertford	University Health Systems Home Health and Hospice	883	12
<b>Totals for Chowan</b>			<b>2,456</b>	<b>30</b>
<b>Agencies or Offices serving residents of Clay</b>				
HC0318	Clay	Good Shepherd Home Health and Hospice Agency, Inc.	1,386	16
<b>Totals for Clay</b>			<b>1,386</b>	<b>16</b>
<b>Agencies or Offices serving residents of Cleveland</b>				
HOS0371	Cleveland	Hospice & Palliative Care Cleveland County	35,232	455
HOS0389	Lincoln	Hospice & Palliative Care of Lincoln County, Inc	301	0
HC0812	Gaston	Hospice of Gaston County, Inc.	664	8
HOS0400	Rutherford	Hospice of Rutherford County, Inc	550	4
<b>Totals for Cleveland</b>			<b>36,747</b>	<b>467</b>
<b>Agencies or Offices serving residents of Columbus</b>				
HC2362	Columbus	Advantage Hospice & Home Care	25,832	74
HOS3412	Cumberland	Carrol S. Roberson Hospice Center	38	1
HOS3011	Columbus	Community Home Care & Hospice	11,036	20
HOS2007	Columbus	Liberty Home Care and Hospice	6,995	43

Figures were taken from the 2008 Hospice Data Supplements. Data were self-reported and have not been verified by the Medical Facilities Planning Section.

Lic. #	Facility Cnty	Facility Name	Days of Care	Deaths
HOS0417	Columbus	Lower Cape Fear Hospice, Inc	9,824	81
HOS2861	Robeson	Native Angels Hospice	846	2
<b>Totals for Columbus</b>			<b>54,571</b>	<b>221</b>
<b>Agencies or Offices serving residents of Craven</b>				
HC0506	Jones	3HC	431	7
HC0195	Lenoir	3HC	4	1
HOS3298	Pitt	Advantage Hospice & Home Care	3	1
HOS3104	Wayne	Advantage Hospice & Home Care	842	0
HOS0331	Pitt	AseraCare Hospice	336	1
HOS2984	Lenoir	Community Home Care & Hospice	2	1
HOS2998	Carteret	Community Home Care & Hospice	1,895	10
HOS2302	Craven	Community Home Care & Hospice	8,916	39
HOS3238	Craven	Continuum Home Care & Hospice of Craven County	268	1
HC1209	Onslow	Continuum Home Care and Hospice	327	5
HC0493	Craven	Craven County Health Dept. Home Health-Hospice Agenc	5,491	84
HOS2005	Onslow	Liberty Home Care and Hospice	5	1
HOS3048	Carteret	Liberty Home Care and Hospice	44	1
HOS3347	Craven	United Hospice of Coastal Carolina	3,738	47
HOS3345	Pitt	United Hospice of Eastern Carolina, Farmville	109	0
HOS1711	Pitt	University Health Systems Home Health and Hospice	23	1
<b>Totals for Craven</b>			<b>22,434</b>	<b>200</b>
<b>Agencies or Offices serving residents of Cumberland</b>				
HC0255	Sampson	3HC	3,889	13
HC1265	Cumberland	3HC	329	2
HC2306	Cumberland	Advantage Hospice & Home Care	20,997	81
HOS3160	Hoke	Advantage Hospice & Home Care	34	0
HC2324	Harnett	Advantage Hospice & Home Care	570	2
HC0283	Cumberland	Cape Fear Valley Home Health & Hospice	13,694	286
HOS3412	Cumberland	Carrol S. Roberson Hospice Center	1,940	74
HOS2060	Robeson	Community Home Care & Hospice	95	0
HC1331	Cumberland	Community Home Care & Hospice	37,263	136
HC0359	Cumberland	First Home Health and Hospice, Inc.	965	11
HOS0375	Harnett	Hospice of Harnett County, Inc	470	1
HOS2004	Cumberland	Liberty Home Care and Hospice	5,301	20
HOS2290	Hoke	Liberty Home Care and Hospice	10	1
HOS3067	Harnett	Liberty Home Care and Hospice	296	2
HOS2861	Robeson	Native Angels Hospice	4,865	4
HOS3346	Johnston	United Hospice of Eastern Carolina, Smithfield	1,378	5
<b>Totals for Cumberland</b>			<b>92,096</b>	<b>638</b>

Figures were taken from the 2008 Hospice Data Supplements. Data were self-reported and have not been verified by the Medical Facilities Planning Section.

Lic. #	Facility Cnty	Facility Name	Days of Care	Deaths
<b>Agencies or Offices serving residents of Currituck</b>				
HOS1677	Pasquotank	Albemarle Hospice	1,173	41
HOS3301	Pasquotank	Community Home Care & Hospice	1,034	11
<b>Totals for Currituck</b>			<b>2,207</b>	<b>52</b>
<b>Agencies or Offices serving residents of Dare</b>				
HOS1677	Pasquotank	Albemarle Hospice	251	12
HOS3301	Pasquotank	Community Home Care & Hospice	545	4
HOS3302	Hyde	Community Home Care & Hospice	28	3
HC0494	Dare	Dare Home Health and Hospice	2,364	35
<b>Totals for Dare</b>			<b>3,188</b>	<b>54</b>
<b>Agencies or Offices serving residents of Davidson</b>				
HC1209	Onslow	Continuum Home Care and Hospice	220	0
HOS3181	Iredell	Gordon Hospice House	10	1
HOS2425	Rowan	Hospice & Palliative CareCenter	1,621	14
HC0409	Forsyth	Hospice & Palliative CareCenter	6,331	75
HC0374	Guilford	Hospice and Palliative Care of Greensboro	28	1
HOS0372	Davidson	Hospice of Davidson County, Inc	19,623	191
HC0397	Randolph	Hospice of Randolph County, Inc.	62	2
HOS1581	Guilford	Hospice of the Piedmont, Inc	5,585	66
HOS3051	Davidson	Liberty Home Care and Hospice	1,209	9
HC0399	Rowan	Rowan Regional Home Health & Hospice	272	2
<b>Totals for Davidson</b>			<b>34,961</b>	<b>361</b>
<b>Agencies or Offices serving residents of Davie</b>				
HC0496	Davie	Davie County Home Health Agency	201	0
HOS3084	Davie	Hospice & Palliative CareCenter	6,745	63
HC0409	Forsyth	Hospice & Palliative CareCenter	3,292	37
HOS0372	Davidson	Hospice of Davidson County, Inc	3	1
HOS0387	Iredell	Hospice of Iredell County, Inc	896	10
HOS3051	Davidson	Liberty Home Care and Hospice	74	0
HC0399	Rowan	Rowan Regional Home Health & Hospice	477	1
<b>Totals for Davie</b>			<b>11,688</b>	<b>112</b>
<b>Agencies or Offices serving residents of Duplin</b>				
HC0255	Sampson	3HC	1,918	8
HC0228	Wayne	3HC	14	4
HC0195	Lenoir	3HC	166	1
HOS3159	Duplin	Advantage Hospice & Home Care	10,337	13
HOS3296	Pender	Advantage Hospice & Home Care	144	1
HOS1302	Wayne	Carolina East Home Care & Hospice, Inc.	785	1
HOS3412	Cumberland	Carrol S. Roberson Hospice Center	69	1
HC0053	Duplin	Carrol S. Roberson Hospice Center	10,241	61

Figures were taken from the 2008 Hospice Data Supplements. Data were self-reported and have not been verified by the Medical Facilities Planning Section.



Lic. #	Facility Cnty	Facility Name	Days of Care	Deaths
HC2361	Wayne	Community Home Care & Hospice	8	1
HOS3006	Onslow	Community Home Care & Hospice	47	0
HOS2995	Duplin	Community Home Care & Hospice	948	3
HC1209	Onslow	Continuum Home Care and Hospice	119	0
HOS3054	Sampson	Liberty Home Care and Hospice	200	1
HOS2005	Onslow	Liberty Home Care and Hospice	82	2
HOS2008	New Hanover	Liberty Home Care and Hospice	228	0
HOS3052	Pender	Lower Cape Fear Hospice and Life Care Center	868	12
<b>Totals for Duplin</b>			<b>26,174</b>	<b>109</b>
<b>Agencies or Offices serving residents of Durham</b>				
HC0507	Johnston	3HC	78	2
HOS3297	Durham	Advantage Hospice & Home Care	5,637	26
HOS3095	Wake	Advantage Hospice & Home Care	1,007	0
HOS2997	Orange	Community Home Care & Hospice	131	1
HOS2958	Durham	Community Home Care & Hospice	9,227	65
HOS2125	Wake	Duke Hospice	65	0
HOS0021	Durham	Duke Hospice	22,658	314
HOS2281	Wake	Heartland Home Health Care and Hospice	6,563	75
HC1306	Wake	Home Health and Hospice Care, Inc.	150	2
HC0409	Forsyth	Hospice & Palliative CareCenter	21	1
HC0361	Alamance	Hospice and Palliative Care Center of Alamance-Caswell	512	1
HOS1595	Wake	Hospice of Wake County, Inc	234	7
HOS2004	Cumberland	Liberty Home Care and Hospice	85	3
HOS3147	Wake	Tender Loving Care Home Health & Hospice	297	6
HC0078	Franklin	Tender Loving Care Home Health & Hospice	1,626	24
HOS0370	Chatham	UNC Hospice	1,817	27
HOS3269	Nash	United Hospice of Eastern Carolina	876	12
<b>Totals for Durham</b>			<b>50,984</b>	<b>566</b>
<b>Agencies or Offices serving residents of Edgecombe</b>				
HC0508	Wilson	3HC	239	2
HOS3138	Wilson	Advantage Hospice & Home Care	178	0
HOS3298	Pitt	Advantage Hospice & Home Care	131	0
HOS0331	Pitt	AseraCare Hospice	2,245	19
HOS2985	Edgecombe	Community Home Care & Hospice	3,294	24
HC0498	Edgecombe	Edgecombe HomeCare & Hospice	4,193	54
HC0393	Nash	Hospice and Palliative Care of Nash General Hospital	2,508	22
HOS3269	Nash	United Hospice of Eastern Carolina	581	3
HOS0425	Hertford	University Health Systems Home Health and Hospice	3	1
HOS3292	Edgecombe	University Health Systems Home Health and Hospice	1,091	17

Figures were taken from the 2008 Hospice Data Supplements. Data were self-reported and have not been verified by the Medical Facilities Planning Section.

Lic. #	Facility Cnty	Facility Name	Days of Care	Deaths
HOS0408	Wilson	WillMed Hospice	4	1
<b>Totals for Edgecombe</b>			<b>14,467</b>	<b>143</b>
<b>Agencies or Offices serving residents of Forsyth</b>				
HOS3141	Guilford	Community Home Care & Hospice	107	0
HC0409	Forsyth	Hospice & Palliative CareCenter	75,382	966
HOS3295	Stokes	Hospice & Palliative CareCenter	3,675	28
HOS2425	Rowan	Hospice & Palliative CareCenter	13	2
HC0374	Guilford	Hospice and Palliative Care of Greensboro	375	5
HOS0554	Stokes	Hospice of Stokes County	103	2
HOS1581	Guilford	Hospice of the Piedmont, Inc	752	12
HOS3051	Davidson	Liberty Home Care and Hospice	39	0
HC1498	Yadkin	Mountain Valley Hospice and Palliative Care	128	3
<b>Totals for Forsyth</b>			<b>80,574</b>	<b>1,018</b>
<b>Agencies or Offices serving residents of Franklin</b>				
HOS3005	Franklin	Community Home Care & Hospice	5,067	54
HOS2993	Granville	Community Home Care & Hospice	58	1
HOS0021	Durham	Duke Hospice	97	2
HOS2125	Wake	Duke Hospice	155	5
HOS2281	Wake	Heartland Home Health Care and Hospice	688	6
HOS1595	Wake	Hospice of Wake County, Inc	2,009	21
HC0078	Franklin	Tender Loving Care Home Health & Hospice	3,158	33
HOS3269	Nash	United Hospice of Eastern Carolina	220	3
<b>Totals for Franklin</b>			<b>11,452</b>	<b>125</b>
<b>Agencies or Offices serving residents of Gaston</b>				
HOS3132	Mecklenburg	Hospice & Palliative Care Charlotte Region	1,295	3
HOS0371	Cleveland	Hospice & Palliative Care Cleveland County	2,215	36
HC0369	Mecklenburg	Hospice & Palliative Care of Charlotte Region	1,078	5
HOS0389	Lincoln	Hospice & Palliative Care of Lincoln County, Inc	675	25
HC0374	Guilford	Hospice and Palliative Care of Greensboro	21	1
HC0812	Gaston	Hospice of Gaston County, Inc.	43,611	610
HOS1445	Mecklenburg	Presbyterian Hospice	353	8
<b>Totals for Gaston</b>			<b>49,248</b>	<b>688</b>
<b>Agencies or Offices serving residents of Gates</b>				
HOS1677	Pasquotank	Albemarle Hospice	265	7
HOS3301	Pasquotank	Community Home Care & Hospice	57	0
HOS0425	Hertford	University Health Systems Home Health and Hospice	516	10
<b>Totals for Gates</b>			<b>838</b>	<b>17</b>
<b>Agencies or Offices serving residents of Graham</b>				
HC0298	Swain	Angel Home Health & Hospice	55	3
HC0157	Jackson	WestCare Home Health and Hospice Services	292	13

Figures were taken from the 2008 Hospice Data Supplements. Data were self-reported and have not been verified by the Medical Facilities Planning Section.

Lic. #	Facility Cnty	Facility Name	Days of Care	Deaths
<b>Totals for Graham</b>			<b>347</b>	<b>16</b>
<b>Agencies or Offices serving residents of Granville</b>				
HOS2993	Granville	Community Home Care & Hospice	1,340	26
HOS2561	Vance	Community Home Care & Hospice	1,168	2
HOS2125	Wake	Duke Hospice	25	1
HOS0021	Durham	Duke Hospice	2,150	37
HOS2281	Wake	Heartland Home Health Care and Hospice	528	5
HOS1595	Wake	Hospice of Wake County, Inc	5	0
HOS2004	Cumberland	Liberty Home Care and Hospice	47	2
HC0078	Franklin	Tender Loving Care Home Health & Hospice	1,642	23
HOS3269	Nash	United Hospice of Eastern Carolina	84	3
<b>Totals for Granville</b>			<b>6,989</b>	<b>99</b>
<b>Agencies or Offices serving residents of Greene</b>				
HC0195	Lenoir	3HC	1,257	7
HC0228	Wayne	3HC	34	0
HOS3298	Pitt	Advantage Hospice & Home Care	23	2
HOS3104	Wayne	Advantage Hospice & Home Care	145	0
HOS0331	Pitt	AseraCare Hospice	210	1
HOS2984	Lenoir	Community Home Care & Hospice	167	2
HOS2241	Wilson	Community Home Care & Hospice	1,283	19
HC2361	Wayne	Community Home Care & Hospice	153	1
HC1209	Onslow	Continuum Home Care and Hospice	41	1
HOS3345	Pitt	United Hospice of Eastern Carolina, Farmville	309	1
HOS1711	Pitt	University Health Systems Home Health and Hospice	437	14
<b>Totals for Greene</b>			<b>4,059</b>	<b>48</b>
<b>Agencies or Offices serving residents of Guilford</b>				
HOS3141	Guilford	Community Home Care & Hospice	1,634	21
HC0409	Forsyth	Hospice & Palliative CareCenter	930	11
HC0361	Alamance	Hospice and Palliative Care Center of Alamance-Caswell	314	9
HOS3148	Guilford	Hospice and Palliative Care of Greensboro	32,476	232
HC0374	Guilford	Hospice and Palliative Care of Greensboro	57,089	569
HOS0372	Davidson	Hospice of Davidson County, Inc	318	0
HC0397	Randolph	Hospice of Randolph County, Inc.	42	1
HOS1581	Guilford	Hospice of the Piedmont, Inc	20,992	299
HOS3049	Alamance	Liberty Home Care and Hospice	79	1
HOS3051	Davidson	Liberty Home Care and Hospice	941	4
HOS3110	Guilford	Liberty Home Care and Hospice	168	0
<b>Totals for Guilford</b>			<b>114,983</b>	<b>1,147</b>
<b>Agencies or Offices serving residents of Halifax</b>				
HOS3009	Halifax	Community Home Care & Hospice	7,310	46

Figures were taken from the 2008 Hospice Data Supplements. Data were self-reported and have not been verified by the Medical Facilities Planning Section.

Lic. #	Facility Cnty	Facility Name	Days of Care	Deaths
HC0765	Halifax	Home Health and Hospice of Halifax	5,794	45
HC0393	Nash	Hospice and Palliative Care of Nash General Hospital	276	7
HOS3269	Nash	United Hospice of Eastern Carolina	1,497	10
HOS3292	Edgecombe	University Health Systems Home Health and Hospice	39	1
HOS0425	Hertford	University Health Systems Home Health and Hospice	40	1
<b>Totals for Halifax</b>			<b>14,956</b>	<b>110</b>
<b>Agencies or Offices serving residents of Harnett</b>				
HC0255	Sampson	3HC	1,789	6
HC0507	Johnston	3HC	29	2
HC2306	Cumberland	Advantage Hospice & Home Care	54	2
HC2575	Johnston	Advantage Hospice & Home Care	53	1
HC2324	Harnett	Advantage Hospice & Home Care	17,100	67
HC0283	Cumberland	Cape Fear Valley Home Health & Hospice	381	8
HOS3412	Cumberland	Carrol S. Roberson Hospice Center	51	2
HOS2223	Wake	Community Home Care & Hospice	300	0
HOS2034	Lee	Community Home Care & Hospice	1,471	25
HOS2048	Harnett	Community Home Care & Hospice	16,320	36
HOS2135	Johnston	Community Home Care & Hospice	725	1
HOS3690	Harnett	E. Carlton Powell Hospice Center	1,161	28
HC0427	Moore	First Health Hospice & Palliative Care	92	1
HOS2281	Wake	Heartland Home Health Care and Hospice	230	3
HOS0375	Harnett	Hospice of Harnett County, Inc	9,176	35
HOS1595	Wake	Hospice of Wake County, Inc	423	15
HOS3067	Harnett	Liberty Home Care and Hospice	4,019	15
HOS3086	Lee	Liberty Home Care and Hospice	526	2
HOS2004	Cumberland	Liberty Home Care and Hospice	61	0
HOS0370	Chatham	UNC Hospice	11	1
<b>Totals for Harnett</b>			<b>53,972</b>	<b>250</b>
<b>Agencies or Offices serving residents of Haywood</b>				
HOS0113	Buncombe	CarePartners Hospice & Palliative Care Services	144	10
HC0109	Haywood	Home Care Services of Haywood Regional Medical Cente	13,665	208
HC0157	Jackson	WestCare Home Health and Hospice Services	45	4
<b>Totals for Haywood</b>			<b>13,854</b>	<b>222</b>
<b>Agencies or Offices serving residents of Henderson</b>				
HOS0113	Buncombe	CarePartners Hospice & Palliative Care Services	595	8
HOS0386	Henderson	Four Seasons Hospice & Palliative Care	72,122	728
HC0067	Transylvania	Home Care - TCH	101	1
<b>Totals for Henderson</b>			<b>72,818</b>	<b>737</b>
<b>Agencies or Offices serving residents of Hertford</b>				
HC0228	Wayne	3HC	4	1

Figures were taken from the 2008 Hospice Data Supplements. Data were self-reported and have not been verified by the Medical Facilities Planning Section.

Lic. #	Facility Cnty	Facility Name	Days of Care	Deaths
HOS3009	Halifax	Community Home Care & Hospice	24	0
HOS0425	Hertford	University Health Systems Home Health and Hospice	3,904	77
<b>Totals for Hertford</b>			<b>3,932</b>	<b>78</b>
<b>Agencies or Offices serving residents of Hoke</b>				
HC2452	Robeson	Advantage Hospice & Home Care	266	0
HOS3160	Hoke	Advantage Hospice & Home Care	1,369	6
HC2306	Cumberland	Advantage Hospice & Home Care	13	0
HC0283	Cumberland	Cape Fear Valley Home Health & Hospice	2,829	7
HOS2994	Scotland	Community Home Care & Hospice	40	0
HC1331	Cumberland	Community Home Care & Hospice	1,204	8
HOS2060	Robeson	Community Home Care & Hospice	98	0
HC0401	Scotland	Hospice of Scotland County	211	2
HOS2290	Hoke	Liberty Home Care and Hospice	6,600	34
HOS2861	Robeson	Native Angels Hospice	695	0
<b>Totals for Hoke</b>			<b>13,325</b>	<b>57</b>
<b>Agencies or Offices serving residents of Hyde</b>				
HOS3302	Hyde	Community Home Care & Hospice	8,671	29
<b>Totals for Hyde</b>			<b>8,671</b>	<b>29</b>
<b>Agencies or Offices serving residents of Iredell</b>				
HOS3144	Catawba	Catawba Valley Hospice House	302	1
HOS3116	Union	Community Home Care & Hospice	79	1
HOS3181	Iredell	Gordon Hospice House	705	37
HOS1702	Mecklenburg	Hospice & Palliative Care Lake Norman	3,206	25
HC0369	Mecklenburg	Hospice & Palliative Care of Charlotte Region	16	1
HOS2425	Rowan	Hospice & Palliative CareCenter	85	0
HC0409	Forsyth	Hospice & Palliative CareCenter	7	1
HOS3084	Davie	Hospice & Palliative CareCenter	72	1
HOS1338	Iredell	Hospice of Iredell County, Inc	11,998	95
HOS0387	Iredell	Hospice of Iredell County, Inc	21,924	274
HOS1001	Surry	Mountain Valley Hospice and Palliative Care	12	1
<b>Totals for Iredell</b>			<b>38,406</b>	<b>437</b>
<b>Agencies or Offices serving residents of Jackson</b>				
HC0298	Swain	Angel Home Health & Hospice	196	3
HOS0113	Buncombe	CarePartners Hospice & Palliative Care Services	125	4
HOS0390	Macon	Highlands-Cashiers Hospice	123	4
HC0157	Jackson	WestCare Home Health and Hospice Services	8,276	110
<b>Totals for Jackson</b>			<b>8,720</b>	<b>121</b>
<b>Agencies or Offices serving residents of Johnston</b>				
HC0507	Johnston	3HC	6,510	32
HC0228	Wayne	3HC	40	4

Figures were taken from the 2008 Hospice Data Supplements. Data were self-reported and have not been verified by the Medical Facilities Planning Section.

Lic. #	Facility Cnty	Facility Name	Days of Care	Deaths
HOS3095	Wake	Advantage Hospice & Home Care	14	0
HOS3138	Wilson	Advantage Hospice & Home Care	20	1
HC2575	Johnston	Advantage Hospice & Home Care	18,435	64
HC2324	Harnett	Advantage Hospice & Home Care	499	2
HOS3412	Cumberland	Carrol S. Roberson Hospice Center	2	1
HC2361	Wayne	Community Home Care & Hospice	2	1
HOS2135	Johnston	Community Home Care & Hospice	5,735	29
HOS2281	Wake	Heartland Home Health Care and Hospice	1,789	15
HOS0375	Harnett	Hospice of Harnett County, Inc	482	3
HOS1595	Wake	Hospice of Wake County, Inc	2,358	34
HC0383	Johnston	Johnston Memorial Home Care and Hospice	4,957	50
HOS3067	Harnett	Liberty Home Care and Hospice	4,427	23
HOS3058	Wake	Liberty Home Care and Hospice	2	1
HOS3147	Wake	Tender Loving Care Home Health & Hospice	83	0
HOS3346	Johnston	United Hospice of Eastern Carolina, Smithfield	831	2
HOS0408	Wilson	WillMed Hospice	6,771	5
<b>Totals for Johnston</b>			<b>52,957</b>	<b>267</b>

**Agencies or Offices serving residents of Jones**

HC0228	Wayne	3HC	0	1
HC0506	Jones	3HC	512	7
HOS3159	Duplin	Advantage Hospice & Home Care	2,760	15
HOS3298	Pitt	Advantage Hospice & Home Care	223	0
HOS2302	Craven	Community Home Care & Hospice	238	3
HOS2984	Lenoir	Community Home Care & Hospice	167	1
HOS3006	Onslow	Community Home Care & Hospice	446	2
HOS2995	Duplin	Community Home Care & Hospice	77	0
HC1209	Onslow	Continuum Home Care and Hospice	33	2
HOS2005	Onslow	Liberty Home Care and Hospice	119	0
HOS1711	Pitt	University Health Systems Home Health and Hospice	406	1
<b>Totals for Jones</b>			<b>4,981</b>	<b>32</b>

**Agencies or Offices serving residents of Lee**

HC0283	Cumberland	Cape Fear Valley Home Health & Hospice	71	0
HOS3412	Cumberland	Carrol S. Roberson Hospice Center	40	1
HOS2034	Lee	Community Home Care & Hospice	27,510	110
HC0427	Moore	First Health Hospice & Palliative Care	52	1
HOS0375	Harnett	Hospice of Harnett County, Inc	313	0
HOS3086	Lee	Liberty Home Care and Hospice	2,579	33
HOS0370	Chatham	UNC Hospice	145	7
HOS3346	Johnston	United Hospice of Eastern Carolina, Smithfield	13	1

Figures were taken from the 2008 Hospice Data Supplements. Data were self-reported and have not been verified by the Medical Facilities Planning Section.

Lic. #	Facility Cnty	Facility Name	Days of Care	Deaths
<b>Totals for Lee</b>			<b>30,723</b>	<b>153</b>
<b>Agencies or Offices serving residents of Lenoir</b>				
HC0195	Lenoir	3HC	4,692	58
HC0228	Wayne	3HC	36	3
HOS3297	Durham	Advantage Hospice & Home Care	70	1
HOS3298	Pitt	Advantage Hospice & Home Care	46	1
HOS3104	Wayne	Advantage Hospice & Home Care	1,210	1
HOS0331	Pitt	AseraCare Hospice	362	3
HOS1302	Wayne	Carolina East Home Care & Hospice, Inc.	1,337	9
HC0053	Duplin	Carrol S. Roberson Hospice Center	30	1
HOS2984	Lenoir	Community Home Care & Hospice	3,717	22
HC1209	Onslow	Continuum Home Care and Hospice	374	4
HOS3345	Pitt	United Hospice of Eastern Carolina, Farmville	1,071	8
HOS1711	Pitt	University Health Systems Home Health and Hospice	22	4
<b>Totals for Lenoir</b>			<b>12,967</b>	<b>115</b>
<b>Agencies or Offices serving residents of Lincoln</b>				
HOS3144	Catawba	Catawba Valley Hospice House	2,835	19
HOS3181	Iredell	Gordon Hospice House	26	2
HOS0371	Cleveland	Hospice & Palliative Care Cleveland County	75	3
HOS0389	Lincoln	Hospice & Palliative Care of Lincoln County, Inc	17,990	177
HC0812	Gaston	Hospice of Gaston County, Inc.	758	19
HOS1338	Iredell	Hospice of Iredell County, Inc	4	1
HOS1445	Mecklenburg	Presbyterian Hospice	5	1
<b>Totals for Lincoln</b>			<b>21,693</b>	<b>222</b>
<b>Agencies or Offices serving residents of Macon</b>				
HC0324	Macon	Angel Home Health & Hospice	7,358	109
HOS0113	Buncombe	CarePartners Hospice & Palliative Care Services	19	3
HC0275	Cherokee	Good Shepherd Home Health and Hospice Agency, Inc.	306	4
HOS0390	Macon	Highlands-Cashiers Hospice	1,030	9
HC0157	Jackson	WestCare Home Health and Hospice Services	1,581	10
<b>Totals for Macon</b>			<b>10,294</b>	<b>135</b>
<b>Agencies or Offices serving residents of Madison</b>				
HOS0113	Buncombe	CarePartners Hospice & Palliative Care Services	13	15
HC0419	Madison	Madison Home Care & Hospice	4,316	60
<b>Totals for Madison</b>			<b>4,329</b>	<b>75</b>
<b>Agencies or Offices serving residents of Martin</b>				
HC0509	Pitt	3HC	557	0
HOS0331	Pitt	AseraCare Hospice	332	4
HOS3008	Martin	Community Home Care & Hospice	4,624	51
HC0498	Edgecombe	Edgecombe HomeCare & Hospice	365	0

Figures were taken from the 2008 Hospice Data Supplements. Data were self-reported and have not been verified by the Medical Facilities Planning Section.

Lic. #	Facility Cnty	Facility Name	Days of Care	Deaths
HC0525	Martin	Roanoke Home Care & Hospice	1,169	15
HOS3292	Edgecombe	University Health Systems Home Health and Hospice	4	2
HOS1711	Pitt	University Health Systems Home Health and Hospice	528	12
<b>Totals for Martin</b>			<b>7,579</b>	<b>84</b>
<b>Agencies or Offices serving residents of McDowell</b>				
HOS0185	Caldwell	Caldwell Hospice and Palliative Care, Inc	14	2
HOS0113	Buncombe	CarePartners Hospice & Palliative Care Services	63	2
HOS1153	McDowell	Hospice of McDowell County, Inc	12,101	109
HOS0400	Rutherford	Hospice of Rutherford County, Inc	610	3
<b>Totals for McDowell</b>			<b>12,788</b>	<b>116</b>
<b>Agencies or Offices serving residents of Mecklenburg</b>				
HOS3144	Catawba	Catawba Valley Hospice House	3	1
HOS3116	Union	Community Home Care & Hospice	641	3
HOS3115	Mecklenburg	Community Home Care & Hospice	4,203	18
HOS3181	Iredell	Gordon Hospice House	64	5
HOS3132	Mecklenburg	Hospice & Palliative Care Charlotte Region	104,160	928
HOS0371	Cleveland	Hospice & Palliative Care Cleveland County	32	1
HOS1702	Mecklenburg	Hospice & Palliative Care Lake Norman	17,592	201
HOS0365	Cabarrus	Hospice & Palliative Care of Cabarrus County	170	4
HC0369	Mecklenburg	Hospice & Palliative Care of Charlotte Region	3,273	80
HC0409	Forsyth	Hospice & Palliative CareCenter	10	1
HC0812	Gaston	Hospice of Gaston County, Inc.	711	3
HOS1338	Iredell	Hospice of Iredell County, Inc	499	7
HOS0405	Union	Hospice of Union County, Inc	351	15
HOS3023	Mecklenburg	Hospice Services of Matthews	712	5
HOS3344	Union	Hospice Services of Northern Union County	161	1
HOS3248	Mecklenburg	Liberty Home Care and Hospice	2,455	36
HOS1445	Mecklenburg	Presbyterian Hospice	28,208	557
<b>Totals for Mecklenburg</b>			<b>163,245</b>	<b>1,866</b>
<b>Agencies or Offices serving residents of Mitchell</b>				
HOS0363	Avery	Hospice and Palliative Care of Avery County, Inc	249	0
HOS0832	Mitchell	The Hospice & Palliative Care Center of Mitchell County	11,984	72
<b>Totals for Mitchell</b>			<b>12,233</b>	<b>72</b>
<b>Agencies or Offices serving residents of Montgomery</b>				
HOS3199	Montgomery	Community Home Care & Hospice	3,355	9
HC0427	Moore	First Health Hospice & Palliative Care	3,227	32
HC0397	Randolph	Hospice of Randolph County, Inc.	108	1
HOS0402	Stanly	Hospice of Stanly County, Inc	1,079	15
HC0424	Richmond	Richmond County Hospice, Inc.	305	2
<b>Totals for Montgomery</b>			<b>8,074</b>	<b>59</b>

Figures were taken from the 2008 Hospice Data Supplements. Data were self-reported and have not been verified by the Medical Facilities Planning Section.



Lic. #	Facility Cnty	Facility Name	Days of Care	Deaths
<b>Agencies or Offices serving residents of Moore</b>				
HC0283	Cumberland	Cape Fear Valley Home Health & Hospice	141	2
HOS2034	Lee	Community Home Care & Hospice	1,017	2
HC2351	Moore	Community Home Care & Hospice	14,253	68
HC0427	Moore	First Health Hospice & Palliative Care	36,576	280
HC0397	Randolph	Hospice of Randolph County, Inc.	80	2
HOS2290	Hoke	Liberty Home Care and Hospice	93	1
HOS3050	Moore	Liberty Home Care and Hospice	940	1
HOS3086	Lee	Liberty Home Care and Hospice	256	2
<b>Totals for Moore</b>			<b>53,356</b>	<b>358</b>
<b>Agencies or Offices serving residents of Nash</b>				
HC0508	Wilson	3HC	673	2
HOS3138	Wilson	Advantage Hospice & Home Care	481	1
HOS2424	Nash	Community Home Care & Hospice	10,176	55
HOS3005	Franklin	Community Home Care & Hospice	141	0
HC0498	Edgecombe	Edgecombe HomeCare & Hospice	65	2
HOS2281	Wake	Heartland Home Health Care and Hospice	178	1
HC0393	Nash	Hospice and Palliative Care of Nash General Hospital	12,044	98
HOS1595	Wake	Hospice of Wake County, Inc	10	2
HOS3269	Nash	United Hospice of Eastern Carolina	1,263	14
HOS1711	Pitt	University Health Systems Home Health and Hospice	6	0
HOS3292	Edgecombe	University Health Systems Home Health and Hospice	66	1
HOS0408	Wilson	WillMed Hospice	694	4
<b>Totals for Nash</b>			<b>25,797</b>	<b>180</b>
<b>Agencies or Offices serving residents of New Hanover</b>				
HOS3196	Brunswick	Advantage Hospice & Home Care	44	0
HOS3296	Pender	Advantage Hospice & Home Care	57	1
HOS3010	Brunswick	Community Home Care & Hospice	2,645	12
HOS2008	New Hanover	Liberty Home Care and Hospice	9,674	71
HOS0416	New Hanover	Lower Cape Fear Hospice, Inc	45,065	591
<b>Totals for New Hanover</b>			<b>57,485</b>	<b>675</b>
<b>Agencies or Offices serving residents of Northhampton</b>				
HOS3009	Halifax	Community Home Care & Hospice	1,914	19
HC0765	Halifax	Home Health and Hospice of Halifax	968	8
HOS3269	Nash	United Hospice of Eastern Carolina	105	2
HOS0425	Hertford	University Health Systems Home Health and Hospice	1,599	30
<b>Totals for Northhampton</b>			<b>4,586</b>	<b>59</b>
<b>Agencies or Offices serving residents of Onslow</b>				
HC0506	Jones	3HC	775	17
HOS3159	Duplin	Advantage Hospice & Home Care	892	3

Figures were taken from the 2008 Hospice Data Supplements. Data were self-reported and have not been verified by the Medical Facilities Planning Section.

Lic. #	Facility Cnty	Facility Name	Days of Care	Deaths
HOS1302	Wayne	Carolina East Home Care & Hospice, Inc.	7	0
HC0053	Duplin	Carrol S. Roberson Hospice Center	75	1
HOS3006	Onslow	Community Home Care & Hospice	1,731	14
HOS2998	Carteret	Community Home Care & Hospice	82	1
HOS2995	Duplin	Community Home Care & Hospice	20	0
HOS3238	Craven	Continuum Home Care & Hospice of Craven County	62	1
HC1209	Onslow	Continuum Home Care and Hospice	5,516	56
HOS3048	Carteret	Liberty Home Care and Hospice	79	1
HOS2005	Onslow	Liberty Home Care and Hospice	1,936	29
HOS0416	New Hanover	Lower Cape Fear Hospice, Inc	70	10
HC0531	Onslow	Onslow County Home Health And Hospice	4,950	41
HOS3347	Craven	United Hospice of Coastal Carolina	55	3
<b>Totals for Onslow</b>			<b>16,250</b>	<b>177</b>
<b>Agencies or Offices serving residents of Orange</b>				
HOS3297	Durham	Advantage Hospice & Home Care	887	0
HOS2997	Orange	Community Home Care & Hospice	2,509	18
HOS2958	Durham	Community Home Care & Hospice	36	3
HOS0021	Durham	Duke Hospice	9,262	194
HOS2281	Wake	Heartland Home Health Care and Hospice	2,048	9
HC0361	Alamance	Hospice and Palliative Care Center of Alamance-Caswell	687	6
HOS1581	Guilford	Hospice of the Piedmont, Inc	5	1
HOS1595	Wake	Hospice of Wake County, Inc	14	1
HC0078	Franklin	Tender Loving Care Home Health & Hospice	93	0
HOS0370	Chatham	UNC Hospice	7,077	99
<b>Totals for Orange</b>			<b>22,618</b>	<b>331</b>
<b>Agencies or Offices serving residents of Pamlico</b>				
HOS2302	Craven	Community Home Care & Hospice	1,065	6
HC1209	Onslow	Continuum Home Care and Hospice	102	0
HC0493	Craven	Craven County Health Dept. Home Health-Hospice Agenc	14	1
HOS0394	Pamlico	Hospice of Pamlico County, Inc	602	17
HOS3347	Craven	United Hospice of Coastal Carolina	274	4
<b>Totals for Pamlico</b>			<b>2,057</b>	<b>28</b>
<b>Agencies or Offices serving residents of Pasquotank</b>				
HOS1677	Pasquotank	Albemarle Hospice	6,464	64
HOS3301	Pasquotank	Community Home Care & Hospice	4,003	27
<b>Totals for Pasquotank</b>			<b>10,467</b>	<b>91</b>
<b>Agencies or Offices serving residents of Pender</b>				
HOS3159	Duplin	Advantage Hospice & Home Care	1,056	2
HOS3296	Pender	Advantage Hospice & Home Care	2,631	6
HC0053	Duplin	Carrol S. Roberson Hospice Center	515	3

Figures were taken from the 2008 Hospice Data Supplements. Data were self-reported and have not been verified by the Medical Facilities Planning Section.

Lic. #	Facility Cnty	Facility Name	Days of Care	Deaths
HOS1945	Bladen	Community Home Care & Hospice	643	3
HOS2995	Duplin	Community Home Care & Hospice	85	0
HC1209	Onslow	Continuum Home Care and Hospice	11	1
HOS2008	New Hanover	Liberty Home Care and Hospice	23	2
HOS3052	Pender	Lower Cape Fear Hospice and Life Care Center	10,056	162
<b>Totals for Pender</b>			<b>15,020</b>	<b>179</b>
<b>Agencies or Offices serving residents of Perquimans</b>				
HOS1677	Pasquotank	Albemarle Hospice	1,178	25
HOS3301	Pasquotank	Community Home Care & Hospice	26	4
HOS0425	Hertford	University Health Systems Home Health and Hospice	652	5
<b>Totals for Perquimans</b>			<b>1,856</b>	<b>34</b>
<b>Agencies or Offices serving residents of Person</b>				
HOS2958	Durham	Community Home Care & Hospice	266	0
HOS0021	Durham	Duke Hospice	1,102	11
HC0533	Person	Home Health and Hospice of Person County	6,117	93
HC0361	Alamance	Hospice and Palliative Care Center of Alamance-Caswell	17	1
HOS3147	Wake	Tender Loving Care Home Health & Hospice	41	1
HC0078	Franklin	Tender Loving Care Home Health & Hospice	31	3
HOS3269	Nash	United Hospice of Eastern Carolina	83	2
<b>Totals for Person</b>			<b>7,657</b>	<b>111</b>
<b>Agencies or Offices serving residents of Pitt</b>				
HC0509	Pitt	3HC	1,751	13
HC0195	Lenoir	3HC	10	1
HC0228	Wayne	3HC	0	2
HOS3138	Wilson	Advantage Hospice & Home Care	57	0
HOS3298	Pitt	Advantage Hospice & Home Care	2,396	11
HOS0331	Pitt	AseraCare Hospice	9,047	65
HOS2516	Beaufort	Community Home Care & Hospice	0	1
HOS2996	Pitt	Community Home Care & Hospice	10,208	47
HC0498	Edgecombe	Edgecombe HomeCare & Hospice	24	1
HOS3345	Pitt	United Hospice of Eastern Carolina, Farmville	6,100	28
HOS0425	Hertford	University Health Systems Home Health and Hospice	107	1
HOS1711	Pitt	University Health Systems Home Health and Hospice	11,377	150
HOS0408	Wilson	WillMed Hospice	152	0
<b>Totals for Pitt</b>			<b>41,229</b>	<b>320</b>
<b>Agencies or Offices serving residents of Polk</b>				
HOS0113	Buncombe	CarePartners Hospice & Palliative Care Services	25	1
HOS0400	Rutherford	Hospice of Rutherford County, Inc	49	3
HOS0396	Polk	Hospice of the Carolina Foothills, Inc	21,434	140
<b>Totals for Polk</b>			<b>21,508</b>	<b>144</b>

Figures were taken from the 2008 Hospice Data Supplements. Data were self-reported and have not been verified by the Medical Facilities Planning Section.

Lic. #	Facility Cnty	Facility Name	Days of Care	Deaths
<b>Agencies or Offices serving residents of Randolph</b>				
HOS3075	Randolph	Community Home Care & Hospice	8,677	23
HC0427	Moore	First Health Hospice & Palliative Care	158	0
HC0409	Forsyth	Hospice & Palliative CareCenter	29	2
HC0361	Alamance	Hospice and Palliative Care Center of Alamance-Caswell	313	4
HC0374	Guilford	Hospice and Palliative Care of Greensboro	704	10
HOS0372	Davidson	Hospice of Davidson County, Inc	318	3
HC0397	Randolph	Hospice of Randolph County, Inc.	26,770	346
HOS1581	Guilford	Hospice of the Piedmont, Inc	6,365	65
HOS3051	Davidson	Liberty Home Care and Hospice	492	2
<b>Totals for Randolph</b>			<b>43,826</b>	<b>455</b>
<b>Agencies or Offices serving residents of Richmond</b>				
HOS3007	Richmond	Community Home Care & Hospice	10,276	21
HC1209	Onslow	Continuum Home Care and Hospice	62	1
HC0427	Moore	First Health Hospice & Palliative Care	299	0
HC0401	Scotland	Hospice of Scotland County	6,264	14
HOS3064	Anson	Liberty Home Care and Hospice	1,083	13
HOS2861	Robeson	Native Angels Hospice	324	0
HC0424	Richmond	Richmond County Hospice, Inc.	20,763	115
<b>Totals for Richmond</b>			<b>39,071</b>	<b>164</b>
<b>Agencies or Offices serving residents of Robeson</b>				
HC2452	Robeson	Advantage Hospice & Home Care	29,824	81
HC0283	Cumberland	Cape Fear Valley Home Health & Hospice	1,266	3
HOS3412	Cumberland	Carrol S. Roberson Hospice Center	214	3
HOS2060	Robeson	Community Home Care & Hospice	23,990	42
HOS2994	Scotland	Community Home Care & Hospice	113	1
HC0359	Cumberland	First Home Health and Hospice, Inc.	13	0
HC0401	Scotland	Hospice of Scotland County	4,547	12
HOS3066	Robeson	Liberty Home Care and Hospice	6,244	23
HOS2290	Hoke	Liberty Home Care and Hospice	886	8
HOS0417	Columbus	Lower Cape Fear Hospice, Inc	172	1
HOS2861	Robeson	Native Angels Hospice	44,292	50
HOS1599	Robeson	Sotheastern Hospice	8,930	82
<b>Totals for Robeson</b>			<b>120,491</b>	<b>306</b>
<b>Agencies or Offices serving residents of Rockingham</b>				
HOS3141	Guilford	Community Home Care & Hospice	14	1
HOS3295	Stokes	Hospice & Palliative CareCenter	244	2
HC0409	Forsyth	Hospice & Palliative CareCenter	139	2
HC0361	Alamance	Hospice and Palliative Care Center of Alamance-Caswell	6	1
HC0374	Guilford	Hospice and Palliative Care of Greensboro	843	5

Figures were taken from the 2008 Hospice Data Supplements. Data were self-reported and have not been verified by the Medical Facilities Planning Section.

Lic. #	Facility Cnty	Facility Name	Days of Care	Deaths
HOS0398	Rockingham	Hospice of Rockingham County, Inc	16,816	229
HOS0554	Stokes	Hospice of Stokes County	2	1
<b>Totals for Rockingham</b>			<b>18,064</b>	<b>241</b>
<b>Agencies or Offices serving residents of Rowan</b>				
HOS3116	Union	Community Home Care & Hospice	14	1
HOS3181	Iredell	Gordon Hospice House	27	2
HOS1702	Mecklenburg	Hospice & Palliative Care Lake Norman	25	1
HOS0365	Cabarrus	Hospice & Palliative Care of Cabarrus County	4,543	50
HOS2425	Rowan	Hospice & Palliative CareCenter	6,849	60
HC0409	Forsyth	Hospice & Palliative CareCenter	1,405	17
HOS1338	Iredell	Hospice of Iredell County, Inc	398	5
HOS0387	Iredell	Hospice of Iredell County, Inc	318	4
HOS0402	Stanly	Hospice of Stanly County, Inc	55	3
HOS3051	Davidson	Liberty Home Care and Hospice	8	1
HC0399	Rowan	Rowan Regional Home Health & Hospice	22,771	190
<b>Totals for Rowan</b>			<b>36,413</b>	<b>334</b>
<b>Agencies or Offices serving residents of Rutherford</b>				
HOS0113	Buncombe	CarePartners Hospice & Palliative Care Services	12	1
HOS0386	Henderson	Four Seasons Hospice & Palliative Care	40	0
HOS0371	Cleveland	Hospice & Palliative Care Cleveland County	489	11
HOS0400	Rutherford	Hospice of Rutherford County, Inc	40,972	383
<b>Totals for Rutherford</b>			<b>41,513</b>	<b>395</b>
<b>Agencies or Offices serving residents of Sampson</b>				
HC0228	Wayne	3HC	96	5
HC0255	Sampson	3HC	2,278	20
HC2968	Sampson	Advantage Hospice & Home Care	10,958	20
HOS3159	Duplin	Advantage Hospice & Home Care	558	1
HC2324	Harnett	Advantage Hospice & Home Care	986	4
HC0283	Cumberland	Cape Fear Valley Home Health & Hospice	1,992	5
HC0053	Duplin	Carrol S. Roberson Hospice Center	279	4
HOS3412	Cumberland	Carrol S. Roberson Hospice Center	481	5
HC1844	Sampson	Community Home Care & Hospice	10,955	56
HOS0375	Harnett	Hospice of Harnett County, Inc	247	1
HOS2004	Cumberland	Liberty Home Care and Hospice	134	1
HOS3054	Sampson	Liberty Home Care and Hospice	6,500	32
HOS3067	Harnett	Liberty Home Care and Hospice	196	1
HOS0415	Bladen	Lower Cape Fear Hospice, Inc	182	3
HOS3346	Johnston	United Hospice of Eastern Carolina, Smithfield	311	1
<b>Totals for Sampson</b>			<b>36,153</b>	<b>159</b>

Figures were taken from the 2008 Hospice Data Supplements. Data were self-reported and have not been verified by the Medical Facilities Planning Section.

Lic. #	Facility Cnty	Facility Name	Days of Care	Deaths
<b>Agencies or Offices serving residents of Scotland</b>				
HC2452	Robeson	Advantage Hospice & Home Care	1,375	2
HOS3412	Cumberland	Carrol S. Roberson Hospice Center	9	1
HOS3007	Richmond	Community Home Care & Hospice	652	0
HOS2994	Scotland	Community Home Care & Hospice	407	2
HOS2060	Robeson	Community Home Care & Hospice	2,280	1
HC0401	Scotland	Hospice of Scotland County	15,364	173
HOS2290	Hoke	Liberty Home Care and Hospice	378	1
HOS3064	Anson	Liberty Home Care and Hospice	269	1
HOS2861	Robeson	Native Angels Hospice	1,355	3
HC0424	Richmond	Richmond County Hospice, Inc.	65	1
<b>Totals for Scotland</b>			<b>22,154</b>	<b>185</b>
<b>Agencies or Offices serving residents of Stanly</b>				
HOS3199	Montgomery	Community Home Care & Hospice	220	1
HOS3132	Mecklenburg	Hospice & Palliative Care Charlotte Region	23	1
HOS0365	Cabarrus	Hospice & Palliative Care of Cabarrus County	858	7
HOS2425	Rowan	Hospice & Palliative CareCenter	71	0
HOS0402	Stanly	Hospice of Stanly County, Inc	13,511	220
HOS1898	Anson	Hospice Services of Anson County	66	1
<b>Totals for Stanly</b>			<b>14,749</b>	<b>230</b>
<b>Agencies or Offices serving residents of Stokes</b>				
HC0409	Forsyth	Hospice & Palliative CareCenter	4,951	60
HOS3295	Stokes	Hospice & Palliative CareCenter	4,606	35
HOS0554	Stokes	Hospice of Stokes County	13,776	55
HOS0404	Surry	Mountain Valley Hospice and Palliative Care	1,855	12
<b>Totals for Stokes</b>			<b>25,188</b>	<b>162</b>
<b>Agencies or Offices serving residents of Surry</b>				
HOS3295	Stokes	Hospice & Palliative CareCenter	338	2
HC0409	Forsyth	Hospice & Palliative CareCenter	446	5
HOS0387	Iredell	Hospice of Iredell County, Inc	23	1
HOS0554	Stokes	Hospice of Stokes County	360	1
HC1498	Yadkin	Mountain Valley Hospice and Palliative Care	836	5
HOS1001	Surry	Mountain Valley Hospice and Palliative Care	6,145	58
HOS0404	Surry	Mountain Valley Hospice and Palliative Care	48,934	270
<b>Totals for Surry</b>			<b>57,082</b>	<b>342</b>
<b>Agencies or Offices serving residents of Swain</b>				
HC0298	Swain	Angel Home Health & Hospice	3,732	31
HOS0113	Buncombe	CarePartners Hospice & Palliative Care Services	3	1
HC0157	Jackson	WestCare Home Health and Hospice Services	1,080	25
<b>Totals for Swain</b>			<b>4,815</b>	<b>57</b>

Figures were taken from the 2008 Hospice Data Supplements. Data were self-reported and have not been verified by the Medical Facilities Planning Section.

Lic. #	Facility Cnty	Facility Name	Days of Care	Deaths
<b>Agencies or Offices serving residents of Transylvania</b>				
HOS0113	Buncombe	CarePartners Hospice & Palliative Care Services	3	0
HOS0386	Henderson	Four Seasons Hospice & Palliative Care	404	0
HC0067	Transylvania	Home Care - TCH	8,743	128
<b>Totals for Transylvania</b>			<b>9,150</b>	<b>128</b>
<b>Agencies or Offices serving residents of Tyrrell</b>				
HC0524	Tyrrell	Roanoke Home Care & Hospice	430	6
<b>Totals for Tyrrell</b>			<b>430</b>	<b>6</b>
<b>Agencies or Offices serving residents of Union</b>				
HOS3116	Union	Community Home Care & Hospice	3,184	13
HOS3132	Mecklenburg	Hospice & Palliative Care Charlotte Region	5,228	76
HOS0365	Cabarrus	Hospice & Palliative Care of Cabarrus County	1	1
HC0369	Mecklenburg	Hospice & Palliative Care of Charlotte Region	503	8
HOS0405	Union	Hospice of Union County, Inc	8,815	128
HOS1898	Anson	Hospice Services of Anson County	113	3
HOS3023	Mecklenburg	Hospice Services of Matthews	325	4
HOS3344	Union	Hospice Services of Northern Union County	1,817	16
HOS3294	Union	Hospice Services of Western Union County	3,292	28
HOS1445	Mecklenburg	Presbyterian Hospice	862	9
<b>Totals for Union</b>			<b>24,140</b>	<b>286</b>
<b>Agencies or Offices serving residents of Vance</b>				
HOS2561	Vance	Community Home Care & Hospice	6,291	60
HOS2993	Granville	Community Home Care & Hospice	58	1
HOS2958	Durham	Community Home Care & Hospice	230	0
HOS0021	Durham	Duke Hospice	400	8
HC0812	Gaston	Hospice of Gaston County, Inc.	1	1
HC0078	Franklin	Tender Loving Care Home Health & Hospice	963	16
HOS3269	Nash	United Hospice of Eastern Carolina	395	7
<b>Totals for Vance</b>			<b>8,338</b>	<b>93</b>
<b>Agencies or Offices serving residents of Wake</b>				
HC0507	Johnston	3HC	1,506	9
HC0228	Wayne	3HC	8	1
HOS3297	Durham	Advantage Hospice & Home Care	433	2
HOS3095	Wake	Advantage Hospice & Home Care	9,264	19
HOS2135	Johnston	Community Home Care & Hospice	4	1
HOS3005	Franklin	Community Home Care & Hospice	7	2
HOS2993	Granville	Community Home Care & Hospice	98	1
HOS2223	Wake	Community Home Care & Hospice	11,070	57
HOS2125	Wake	Duke Hospice	3,932	75
HOS2281	Wake	Heartland Home Health Care and Hospice	39,236	250

Figures were taken from the 2008 Hospice Data Supplements. Data were self-reported and have not been verified by the Medical Facilities Planning Section.

Lic. #	Facility Cnty	Facility Name	Days of Care	Deaths
HC1306	Wake	Home Health and Hospice Care, Inc.	344	3
HOS0375	Harnett	Hospice of Harnett County, Inc	391	2
HOS1595	Wake	Hospice of Wake County, Inc	74,757	957
HC0383	Johnston	Johnston Memorial Home Care and Hospice	12	2
HOS2004	Cumberland	Liberty Home Care and Hospice	52	0
HOS3058	Wake	Liberty Home Care and Hospice	3,625	30
HOS3147	Wake	Tender Loving Care Home Health & Hospice	5,462	28
HC0078	Franklin	Tender Loving Care Home Health & Hospice	70	0
HOS3347	Craven	United Hospice of Coastal Carolina	2	1
HOS3269	Nash	United Hospice of Eastern Carolina	2,728	28
<b>Totals for Wake</b>			<b>153,001</b>	<b>1,468</b>
<b>Agencies or Offices serving residents of Warren</b>				
HOS2991	Warren	Community Home Care & Hospice	4,579	27
HC0765	Halifax	Home Health and Hospice of Halifax	35	3
HC0078	Franklin	Tender Loving Care Home Health & Hospice	604	8
HOS3269	Nash	United Hospice of Eastern Carolina	33	0
<b>Totals for Warren</b>			<b>5,251</b>	<b>38</b>
<b>Agencies or Offices serving residents of Washington</b>				
HOS3008	Martin	Community Home Care & Hospice	1,722	10
HC0523	Washington	Roanoke Home Care & Hospice	854	8
HOS0425	Hertford	University Health Systems Home Health and Hospice	65	5
<b>Totals for Washington</b>			<b>2,641</b>	<b>23</b>
<b>Agencies or Offices serving residents of Watauga</b>				
HOS0185	Caldwell	Caldwell Hospice and Palliative Care, Inc	21	1
HOS1122	Watauga	High Country Health Care System	4,971	68
HOS0363	Avery	Hospice and Palliative Care of Avery County, Inc	203	8
HC0812	Gaston	Hospice of Gaston County, Inc.	15	1
<b>Totals for Watauga</b>			<b>5,210</b>	<b>78</b>
<b>Agencies or Offices serving residents of Wayne</b>				
HC0507	Johnston	3HC	763	1
HC0508	Wilson	3HC	175	1
HC0506	Jones	3HC	73	0
HC0255	Sampson	3HC	1,119	0
HC0228	Wayne	3HC	17,338	220
HC0195	Lenoir	3HC	258	0
HC0509	Pitt	3HC	185	0
HOS3104	Wayne	Advantage Hospice & Home Care	6,417	25
HOS1302	Wayne	Carolina East Home Care & Hospice, Inc.	1,307	6
HC2361	Wayne	Community Home Care & Hospice	12,457	54
HOS2995	Duplin	Community Home Care & Hospice	141	0

Figures were taken from the 2008 Hospice Data Supplements. Data were self-reported and have not been verified by the Medical Facilities Planning Section.



Lic. #	Facility Cnty	Facility Name	Days of Care	Deaths
HC1209	Onslow	Continuum Home Care and Hospice	270	1
HOS1711	Pitt	University Health Systems Home Health and Hospice	39	1
HOS0408	Wilson	WillMed Hospice	15	1
<b>Totals for Wayne</b>			<b>40,557</b>	<b>310</b>
<b>Agencies or Offices serving residents of Wilkes</b>				
HOS0185	Caldwell	Caldwell Hospice and Palliative Care, Inc	190	3
HOS3181	Iredell	Gordon Hospice House	133	0
HC0409	Forsyth	Hospice & Palliative CareCenter	259	4
HOS0387	Iredell	Hospice of Iredell County, Inc	21	3
HOS0407	Wilkes	Hospice of Wilkes Regional Medical Center	8,603	99
HOS1001	Surry	Mountain Valley Hospice and Palliative Care	1,035	4
HC1498	Yadkin	Mountain Valley Hospice and Palliative Care	4	2
<b>Totals for Wilkes</b>			<b>10,245</b>	<b>115</b>
<b>Agencies or Offices serving residents of Wilson</b>				
HC0228	Wayne	3HC	21	3
HC0508	Wilson	3HC	2,355	20
HOS3138	Wilson	Advantage Hospice & Home Care	7,773	20
HOS2241	Wilson	Community Home Care & Hospice	11,249	83
HC0393	Nash	Hospice and Palliative Care of Nash General Hospital	540	3
HOS3269	Nash	United Hospice of Eastern Carolina	749	0
HOS3292	Edgecombe	University Health Systems Home Health and Hospice	64	2
HOS0408	Wilson	WillMed Hospice	7,688	62
<b>Totals for Wilson</b>			<b>30,439</b>	<b>193</b>
<b>Agencies or Offices serving residents of Yadkin</b>				
HOS3181	Iredell	Gordon Hospice House	15	1
HC0409	Forsyth	Hospice & Palliative CareCenter	1,923	24
HOS3084	Davie	Hospice & Palliative CareCenter	514	5
HOS0387	Iredell	Hospice of Iredell County, Inc	360	1
HC1498	Yadkin	Mountain Valley Hospice and Palliative Care	6,842	67
HOS0404	Surry	Mountain Valley Hospice and Palliative Care	302	1
HOS1001	Surry	Mountain Valley Hospice and Palliative Care	589	8
<b>Totals for Yadkin</b>			<b>10,545</b>	<b>107</b>
<b>Agencies or Offices serving residents of Yancey</b>				
HOS0113	Buncombe	CarePartners Hospice & Palliative Care Services	9	2
HOS1027	Yancey	Hospice of Yancey County	11,641	98
<b>Totals for Yancey</b>			<b>11,650</b>	<b>100</b>
<b>Grand Total</b>			<b>2,691,536</b>	<b>24,823</b>

Figures were taken from the 2008 Hospice Data Supplements. Data were self-reported and have not been verified by the Medical Facilities Planning Section.

Table 13B: Year 2010 Hospice Home Care Office Need Projections for Proposed 2009 Plan (Draft for May 16, 2008 Meeting)

Column A	Column B	Column C	Column D	Column E	Column F	Column G	Column H	Column I	Column J	Column K	Column L
	2006 Number Of Deaths	2007 Reported # of Hospice Patient Deaths	% Deaths Served By Hospice	2002-2006 Death Rate/1000 Population	2010 Population (excluding military)	Projected 2010 Deaths	Projected Average Hospice Deaths	Place-holder for New Hospice Office	Projected Number of Additional Patients in Need Surplus (Deficit)	Deficit Index	Additional Hospice Office Need
Source or Formula =>	2006 NC Vital Statistics	2008 Lic. Data Supplements	Col. C/Col. B	Deaths - NC Vital Statistics	Office of State Budget and Management	Col. E*(Col.F/1000)	Col. G *33.36%		Col. G + Col. I - Col. H	Shown if Col. J =>50,000 or Col. J => 75 and pop. > 50,000 and deficit index =>10%	(Col. J =>50 and pop <= 50,000 or Col. J => 75 and pop. > 50,000 and deficit index =>10%)
North Carolina	74,419	24,823	33.36%	8.5	9,399,781	79,898	26,654	316	(1,515)		
Alamance	1,343	566	42.14%	9.6	146,568	1,407	469		97		
Alexander	335	119	35.52%	8.5	37,931	322	108		11		
Alleghany	126	28	22.22%	12.6	11,335	143	48		(20)		
Anson	298	44	14.77%	11.1	24,719	274	92		(48)		
Ashe	276	67	24.28%	11.8	26,850	317	106		(39)		
Avery	181	64	35.36%	11	18,381	202	67		(3)		
Beaufort	566	147	25.97%	11.8	47,555	561	187		(40)		
Bertie	239	50	20.92%	12.4	18,871	234	78		(28)		
Bladen	362	111	30.66%	12	33,360	400	134		(23)		
Brunswick	917	302	32.93%	9.6	11,076	1,066	356		(54)		
Buncombe	2,190	944	43.11%	10.1	235,401	2,378	793		151		
Burke	849	267	31.45%	9.6	90,204	866	289		(22)		
Cabarrus	1,270	512	40.31%	8.3	177,879	1,476	493		19		
Caldwell	866	382	44.11%	10.1	81,127	819	273		109		
Camden	78	18	23.08%	7.9	10,560	83	28		(10)		
Carteret*	677	187	27.62%	11.3	65,646	742	247		(60)		
Caswell	221	47	21.27%	10.4	23,633	246	82		(35)		
Catawba	1,351	730	54.03%	8.9	156,930	1,414	472		258		
Chatham	497	167	33.60%	9	63,088	568	189		(22)		
Cherokee	318	45	14.15%	12.3	28,586	352	117		(72)	62%	1
Chowan	172	30	17.44%	12.8	15,207	195	65		(36)		
Clay	120	16	13.33%	12.1	10,968	133	44		(28)		
Cleveland	1064	467	43.89%	10.4	97,253	1,011	337		130		
Columbus	684	221	32.31%	11.6	55,616	645	215		6		
Craven*	905	200	22.10%	9.5	92,200	876	292		(92)	32%	1
Cumberland*	2094	638	30.47%	6.7	275,685	1,847	616		22		
Currituck	187	52	27.81%	8	26,493	212	71		(19)		
Dare	231	54	23.38%	7.8	36,619	286	95		(41)	43%	1
Davidson	1511	361	23.89%	9.5	160,876	1,528	510		(149)	29%	1
Davie	378	112	29.63%	9	43,354	390	130		(18)		
Duplin	512	109	21.29%	9.9	55,863	553	184		(75)	41%	1
Durham	1731	566	32.70%	7.1	263,177	1,869	623		(57)		
Edgecombe	573	143	24.96%	11.1	51,184	568	190		(47)		

Table 13B: Year 2010 Hospice Home Care Office Need Projections for Proposed 2009 Plan (Draft for May 16, 2008 Meeting)

Column A	Column B	Column C	Column D	Column E	Column F	Column G	Column H	Column I	Column J	Column K	Column L
	2006 Number Of Deaths	2007 Reported # of Hospice Patient Deaths	% Deaths Served By Hospice	2002-2006 Death Rate/1000 Population	2010 Population (excluding military)	Projected 2010 Deaths	Projected Average Hospice Deaths	Place-holder for New Hospice Office	Projected Number of Additional Patients in Need Surplus (Deficit)	Deficit Index	Additional Hospice Office Need
Source or Formula =>	2006 NC Vital Statistics	2008 Lic. Data Supplements	Col. C/Col. B	Deaths - NC Vital Statistics	Office of State Budget and Management	Col. E*(Col. F/1000)	Col. G *33.36%		Col. C + Col. I - Col. H	Shown if Col. J =>50 and pop <= 50,000 or Col. J => 75 and pop. > 50,000 and deficit index =>10%	(Col. J =>50 and pop <= 50,000 or Col. J => 75 and pop. > 50,000 and deficit index =>10%)
Forsyth	2824	1018	36.05%	8.7	351,864	3,061	1,021		(3)		
Franklin	444	125	28.15%	8.3	60,271	500	167		(42)		
Gaston	1929	688	35.67%	10	205,760	2,058	688		2		
Gates	113	17	15.04%	10.6	12,563	133	44		(27)		
Graham	104	16	15.38%	12.3	8,265	102	34		(18)		
Granville	498	99	19.88%	8.7	56,856	495	165		(66)		
Greene	170	48	28.24%	9.3	21,645	201	67		(19)		
Guilford	3532	1147	32.47%	8.1	476,055	3,856	1,286		(139)	11%	1
Halifax	635	110	17.32%	11.6	54,560	633	211	110	9		
Harnett*	809	250	30.90%	7.8	109,832	857	286		(36)		
Haywood	658	222	33.74%	11.9	58,256	693	231		(9)		
Henderson	1300	737	56.69%	12.5	108,136	1,352	451		286		
Hertford	251	78	31.08%	12.1	24,090	291	97		(19)		
Hoke*	251	57	22.71%	6.7	47,046	315	105		(48)		
Hyde	53	29	54.72%	11.7	5,409	63	21		8		
Iredell	1284	437	34.03%	8.7	162,470	1,413	472		(35)		
Jackson	327	121	37.00%	9	38,163	343	115		6		
Johnston	1023	267	26.10%	7.3	171,639	1,253	418		(151)	36%	1
Jones	103	32	31.07%	10.7	10,529	113	38		(6)		
Lee	469	153	32.62%	9.1	59,421	541	180		(27)		
Lenoir	685	115	17.29%	11.9	56,007	690	230	110	(5)		
Lincoln	622	222	35.69%	8.8	77,277	680	227		(5)		
McDowell	471	116	24.63%	10.3	45,233	466	155		(39)		
Macon	420	135	32.14%	12.8	35,591	456	152		(17)		
Madison	209	75	35.89%	11	21,183	233	78		(3)		
Martin	307	84	27.36%	13.1	23,997	314	105		(21)		
Mecklenburg	4817	1866	38.74%	6.1	930,663	5,677	1,894		(28)		
Mitchell	219	72	32.88%	12.7	16,004	203	68		4		
Montgomery	249	59	23.69%	10.4	28,273	294	98		(39)		
Moore*	914	358	39.17%	11.7	87,588	1,025	342		16		
Nash	908	180	19.82%	10	95,712	957	319	96	(43)		
New Hanover	1517	675	44.50%	8.3	201,313	1,671	557		118		
Northampton	260	59	22.69%	13.2	21,517	284	95		(36)		
Onslow*	819	177	21.61%	5.1	134,415	686	229		(52)		
Orange	650	331	50.92%	5.7	129,689	739	247		84		
Pamlico	122	28	22.95%	11.2	13,292	149	50		(22)		
Pasquotank	345	91	26.38%	9.5	43,519	413	138		(47)		

Table 13B: Year 2010 Hospice Home Care Office Need Projections for Proposed 2009 Plan (Draft for May 16, 2008 Meeting)

Column A	Column B	Column C	Column D	Column E	Column F	Column G	Column H	Column I	Column J	Column K	Column L
Source or Formula =>	2006 NC Vital Statistics	2007 Reported # of Hospice Patient Deaths	% Deaths Served By Hospice	2002-2006 Death Rate/1000 Population	2010 Population (excluding military)	Projected 2010 Deaths	Projected Average Hospice Deaths	Place-holder for New Hospice Office	Projected Number of Additional Patients in Need Surplus (Deficit)	Deficit Index	Additional Hospice Office Need
	2006 NC Vital Statistics	2008 Lic. Data Supplements	Col. C/Col. B	Deaths - NC Vital Statistics	Office of State Budget and Management	Col. E*(Col.F/1000)	Col. G *33.36%		Col. C + Col. I - Col. H	Shown if Col. J =>50 and pop <= 50,000 or Col. J => 75 and pop. > 50,000 and deficit index =>10%	(Col. J =>50 and pop <= 50,000 or Col. J => 75 and pop. > 50,000 and deficit index =>10%)
Pender	451	179	39.69%	8.7	55,185	480	160		19		
Perquimans	147	34	23.13%	12.4	13,385	166	55		(21)		
Person	389	111	28.53%	10.3	38,775	399	133		(22)	17%	1
Pitt	1081	320	29.60%	7.6	156,531	1,190	397		(77)	19%	1
Polk	272	144	52.94%	14.6	19,776	289	96		48		
Randolph	1223	455	37.20%	8.6	145,072	1,248	416		39		
Richmond	538	164	30.48%	11.3	47,047	532	177		(13)		
Robeson	1208	306	25.33%	9.2	134,281	1,235	412		(106)	26%	1
Rockingham	1122	241	21.48%	11.5	92,256	1,061	354		(113)	32%	1
Rowan	1342	334	24.89%	9.9	139,253	1,379	460		(126)	27%	1
Rutherford	819	395	48.23%	12.2	63,660	777	259		136		
Sampson	570	159	27.89%	9.7	67,447	654	218		(59)		
Scotland	374	185	49.47%	9.9	37,574	372	124		61		
Stanly	655	230	35.11%	10.3	60,216	620	207		23		
Stokes	435	162	37.24%	9.4	47,608	448	149		13		
Surry	845	342	40.47%	11	74,749	822	274		68		
Swain	182	57	31.32%	12.7	14,805	188	63		(6)		
Transylvania	309	128	41.42%	12.1	31,617	383	128		0		
Tyrrell	25	6	24.00%	9.5	4,343	41	14		(8)		
Union	1044	286	27.39%	6.2	205,253	1,273	425		(139)	33%	1
Vance	422	93	22.04%	10.8	44,953	485	162		(69)	43%	1
Wake*	3735	1468	39.30%	4.9	906,136	4,440	1,481		(13)		
Warren	220	38	17.27%	11.4	19,996	228	76		(38)		
Washington	130	23	17.69%	11	13,185	145	48		(25)		
Watauga	321	78	24.30%	7	44,474	311	104		(26)		
Wayne*	1061	310	29.22%	9.2	113,351	1,043	348		(38)		
Wilkes	671	115	17.14%	10	67,849	678	226		(111)	49%	1
Wilson	822	193	23.48%	10.1	80,220	810	270		(77)	29%	1
Yadkin	377	107	28.38%	10.2	39,435	402	134		(27)		
Yancey	216	100	46.30%	10.8	19,061	206	69		31		

\*population projections were adjusted to exclude active duty military personnel.

Table 13C: Year 2012 Hospice Inpatient Bed Need Projections for the Proposed 2009 Plan (Draft for May 16, 2008 Meeting)

Column A	Column B	Column C	Column D	Column E	Column F	Column G	Column H	Column I	Column J	Column K	Column L	Column M
County	Total Days of Care (2007 data)	2007 Population (excluding military)	2007 Hospice Care per 1000 Population	2012 Projected Population (excluding military)	2012 Estimated Days of Care	Estimated Inpatient Days	Projected Total Inpatient Beds	Currently Licensed Beds	CON. Appy'd/Lic. Prev. Need Determ.	Adjusted Projected Beds	Existing Facility Occupancy Rate	Deficit/(Surplus) Adjusted for facilities not at 85% occupancy (Col. L)
Source or Formula =>	2008 Lic. Data Supplement	Office of State Budget and Management	Col. B / (Col. C / 1000)	Office of State Budget and Management	Col. D * (Col. E / 1000)	Col. F * 8%	(Col. G/365) / 85%	Licensure Inventory		Col. H - (Col. I + Col. J)	2008 Lic. Data Supplement	
Alamance	48,709	141,466	344.32	150,426	51,794	4,144	13	6	2	5	89.59%	5
Alexander	10,050	36,778	273.26	38,665	10,566	845	3			3		3
Alleghany	2,693	11,120	242.18	11,450	2,773	222	1			1		1
Anson	5,035	25,107	200.54	24,641	4,942	395	1			1		1
Ashe	3,451	26,120	132.12	27,191	3,593	287	1			1		1
Avery	3,583	18,256	196.26	18,506	3,632	291	1			1		1
Beaufort	21,922	46,770	468.72	47,912	22,457	1,797	6		6	(0)		0
Bertie	4,322	19,186	225.27	18,726	4,218	337	1			1		1
Bladen	28,919	32,972	877.08	33,675	29,536	2,363	8		7	1		1
Brunswick	30,407	100,107	303.74	116,695	35,446	2,836	9		7	2		2
Buncombe	64,010	226,175	283.01	241,027	68,213	5,457	18	15	8	3	100.00%	3
Burke	30,742	89,280	344.33	90,971	31,324	2,506	8		8	0		0
Cabarrus	45,542	163,804	278.03	186,717	51,912	4,153	13		6	2	94.57%	2
Caldwell	42,340	79,940	529.65	81,692	43,268	3,461	11	6	3	2		2
Camden	686	9,560	71.76	11,133	799	64	0		0	0		0
Carteret *	18,736	63,497	295.07	66,662	19,670	1,574	5			5		5
Caswell	5,304	23,457	226.12	23,854	5,394	432	1			1		1
Catawba	61,127	153,455	398.34	162,625	64,780	5,182	17	5	6	6	97.75%	6
Chatham	18,186	59,243	306.97	65,613	20,141	1,611	5			5		5
Cherokee	2,404	27,316	88.01	29,235	2,573	206	1			1		1
Chowan	2,456	14,921	164.60	15,328	2,523	202	1			1		1
Clay	1,386	10,356	133.84	11,288	1,511	121	0			0		0
Cleveland	36,747	96,744	379.84	98,031	37,236	2,979	10	5	4	1	99.62%	1
Columbus	54,571	55,087	990.63	55,893	55,369	4,430	14		6	8		8
Craven *	22,434	89,775	249.89	93,373	23,333	1,867	6			6		6
Cumberland *	92,096	271,678	338.99	279,565	94,770	7,582	24	8	24	(8)	99.52%	(8)
Currituck	2,207	24,171	91.31	27,945	2,552	204	1			1		1
Dare	3,188	34,945	91.23	38,115	3,477	278	1			1		1
Davidson	34,961	156,591	223.26	163,897	36,592	2,927	9		8	1		1
Davie	11,688	40,831	286.25	44,874	12,845	1,028	3			3		3
Duplin	26,174	53,640	487.96	57,447	28,032	2,243	7		3	4		4
Durham	50,984	251,667	202.59	270,542	54,808	4,385	14		12	2		2
Edgecombe	14,467	52,382	276.18	50,473	13,940	1,115	4			4		4
Forsyth	80,574	337,726	238.58	360,512	86,010	6,881	22	20	10	(8)	100.00%	(8)
Franklin	11,452	56,677	202.06	62,828	12,695	1,016	3			3		3
Gaston	49,248	200,415	245.73	207,932	51,095	4,088	13	6	7	0		0

Table 13C: Year 2012 Hospice Inpatient Bed Need Projections for the Proposed 2009 Plan (Draft for May 16, 2008 Meeting)

Column A	Column B	Column C	Column D	Column E	Column F	Column G	Column H	Column I	Column J	Column K	Column L	Column M
County	Total Days of Care (2007 data)	2007 Population (excluding military)	2007 Hospice Days of Care per 1000 Population	2012 Projected Population (excluding military)	2012 Estimated Days of Care	Estimated Inpatient Days	Projected Total Inpatient Beds	Currently Licensed Beds	CON Appvd/Lic. Pending/Prev. Need Determ.	Adjusted Projected Beds	Existing Facility Occupancy Rate	Deficit/(Surplus) Adjusted for facilities not at 85% occupancy (Col. L)
Source or Formula =>	2008 Lic. Data Supplement	Office of State Budget and Management	Col. B / (Col. C / 1000)	Office of State Budget and Management	Col. D * (Col. E / 1000)	Col. F * 9%	(Col. G/365) / 85%	Licensure Inventory		Col. H - (Col. I + Col. J)	2008 Lic. Data Supplement	
Gates	838	11,910	70.36	12,847	904	72	0			0		0
Graham	347	8,165	42.50	8,324	354	28	0			0		0
Granville	6,989	54,606	127.99	58,545	7,493	599	2			2		2
Greene	4,059	20,978	193.49	22,177	4,291	343	1			1		1
Guilford	114,983	456,757	251.74	487,656	122,761	9,821	32	14		18	63.97%	0
Halifax	14,956	55,273	270.58	54,312	14,696	1,176	4			4		4
Hannett *	53,972	103,475	521.59	114,417	59,679	4,774	15	7	9	(1)	77.90%	(1)
Haywood	13,854	57,101	242.62	59,207	14,365	1,149	4		6	(2)		(2)
Henderson	72,818	102,424	710.95	111,792	79,478	6,358	20	12	7	1	92.67%	1
Hertford	3,932	24,004	163.81	24,037	3,937	315	1			1		1
Hoke *	13,325	42,388	314.36	49,941	15,699	1,256	4			4		4
Hyde	8,671	5,489	1,579.70	5,387	8,510	681	2			2		2
Iredell	38,406	150,787	254.70	169,746	43,235	3,459	11	3	6	2	100.00%	2
Jackson	8,720	36,920	236.19	38,794	9,163	733	2			2		2
Johnston	52,957	156,887	337.55	181,646	61,314	4,905	16		12	4		4
Jones	4,981	10,409	478.53	10,565	5,056	404	1			1		1
Lee	30,723	56,387	544.86	61,350	33,427	2,674	9		8	1		1
Lenoir	12,967	58,189	222.84	57,813	12,883	1,031	3			3		3
Lincoln	21,693	73,107	296.73	79,832	23,689	1,895	6		6	0		0
McDowell	12,788	44,167	289.54	45,955	13,306	1,064	3			3		3
Macon	10,294	33,797	304.58	36,697	11,177	894	3		6	(3)		(3)
Madison	4,329	20,673	209.40	21,490	4,500	360	1			1		1
Martin	7,579	24,338	311.41	23,777	7,404	592	2			2		2
Mecklenburg	163,245	857,379	190.40	975,288	185,695	14,856	48	19	0	29	84.45%	0
Mitchell	12,233	15,942	767.34	16,105	12,358	989	3			3		3
Montgomery	8,074	27,697	291.51	28,683	8,361	669	2			2		2
Moore *	53,356	83,383	639.89	90,165	57,696	4,616	15		11	4		4
Nash	25,797	93,088	277.12	97,385	26,988	2,159	7		6	1		1
New Hanover	57,485	188,206	305.44	208,605	63,716	5,097	16	12		4	94.13%	4
Northhampton	4,586	21,554	212.77	21,482	4,571	366	1			1		1
Onslow *	16,250	131,304	123.76	134,658	16,665	1,333	4			4		4
Orange	22,618	125,046	180.88	132,700	24,002	1,920	6	6		0	54.34%	0
Pamlico	2,057	13,131	156.65	13,391	2,098	168	1			1		1
Pasquotank	10,467	41,069	254.86	44,688	11,389	911	3			3		3
Pender	15,020	50,757	295.92	57,590	17,042	1,363	4			4		4
Perquimans	1,856	12,757	145.49	13,649	1,986	159	1			1		1

**Table 13C: Year 2012 Hospice Inpatient Bed Need Projections for the Proposed 2009 Plan (Draft for May 16, 2008 Meeting)**

Column A	Column B	Column C	Column D	Column E	Column F	Column G	Column H	Column I	Column J	Column K	Column L	Column M
County	Total Days of Care (2007 data)	2007 Population (excluding military)	2007 Hospice Days of Care per 1000 Population	2012 Projected Population (excluding military)	2012 Estimated Days of Care	Estimated Inpatient Days	Projected Total Inpatient Beds	Currently Licensed Beds	CON Appvd/Lic. Pending/Prev. Need Determin.	Adjusted Projected Beds	Existing Facility Occupancy Rate	Deficit/(Surplus) Adjusted for facilities not at 85% occupancy (Col. L)
Source or Formula =>	2008 Lic. Data Supplement	Office of State Budget and Management	Col. B / (Col. C /1000)	Office of State Budget and Management	Col. D (Col. E /1000)	Col. F * 8%	(Col. G/365) / 85%	Licensure Inventory		Col. H - (Col. I + Col. J)	2008 Lic. Data Supplement	
Person	7,657	37,776	202.69	39,544	8,015	641	2			2		2
Pitt	41,229	149,397	275.97	160,784	44,371	3,550	11		8	3		3
Polk	21,508	19,247	1,117.47	20,216	22,591	1,807	6			6		6
Randolph	43,826	140,134	312.74	148,512	46,446	3,716	12		6	6		6
Richmond	39,071	46,824	834.42	47,053	39,262	3,141	10		6	4		4
Robeson	120,491	130,474	923.49	136,524	126,078	10,086	33	12	14	7	25.90%	0
Rockingham	18,064	91,977	196.40	92,533	18,173	1,454	5	3		2		2
Rowan	36,413	135,931	267.88	141,833	37,994	3,040	10	4	7	3		3
Rutherford	41,513	63,226	656.58	64,056	42,058	3,365	11		6	1	94.93%	1
Sampson	36,153	64,764	558.23	69,374	38,726	3,098	10		4	10		10
Scotland	22,154	37,246	594.80	37,615	22,373	1,790	6		4	2		2
Stanly	14,749	59,431	248.17	60,872	15,107	1,209	4		7	4		4
Stokes	25,188	46,560	540.98	48,358	26,161	2,093	7		13	7		7
Surry	57,082	73,196	779.85	75,711	59,043	4,723	15			2		2
Swain	4,815	14,219	338.63	15,123	5,121	410	1			1		1
Transylvania	9,150	30,815	296.93	31,957	9,489	759	2			2		2
Tyrrell	430	4,289	100.26	4,355	437	35	0			0		0
Union	24,140	182,304	132.42	219,062	29,007	2,321	7		6	1		1
Vance	8,338	44,367	187.93	45,456	8,543	683	2			2		2
Wake *	153,001	821,692	186.20	959,958	178,746	14,300	46	6	8	32	76.62%	0
Warren	5,251	19,894	263.95	20,166	5,323	426	1			1		1
Washington	2,641	13,314	198.36	13,064	2,591	207	1			1		1
Watauga	5,210	43,775	119.02	44,808	5,333	427	1			1		1
Wayne *	40,557	111,613	363.37	114,510	41,610	3,329	11	6	6	(1)	100.00%	(1)
Wilkes	10,245	67,201	152.45	68,412	10,430	834	3			3		3
Wilson	30,439	78,224	389.13	81,473	31,703	2,536	8		8	0		0
Yadkin	10,545	38,229	275.84	40,194	11,087	887	3			3		3
Yancey	11,650	18,589	626.71	19,295	12,092	967	3			3		3
Total	2,691,536	8,955,467	300.55	9,676,973	2,881,618	230,529	743	175	288			82.61%

\* population projections were adjusted to exclude active duty military personnel.

**Hospice Inpatient Facilities: (Proposed 2009 Plan)**  
(Draft for May 16, 2008 Committee Meeting)

County	Facility	Number of Licensed Beds	Number of Beds CON Approved/ Lic. Pending	Days of Care Per 2008 Data Supplement	Occ. Rate *
Alamance	Hospice of Alamance / Hospice Home	6	2	1962	89.59%
Beaufort	Pamlico/Tar Hospice House		6	NA	NA
Buncombe	Carepartners Hospice and Palliative Care/ Solace	15		5727	100.0%
Burke	Burke Palliative Care Center		8	NA	NA
Cabarrus	Hospice/Palliative Care of Cabarrus County		6	NA	NA
Caldwell	Caldwell Hospice and Palliative Care/ Kirkwood	6	-2	2071	94.57%
Caldwell	Caldwell Hospice and Palliative Care/ Hospice House		5	NA	NA
Catawba	Catawba Valley Hospice House	5	6	1784	97.75%
Cleveland	Hospice/Palliative Care Cleveland County / Wendover	5		1818	99.62%
Columbus	Columbus County / Hospice Care Center		6	NA	NA
Cumberland	Carroll S. Roberson Center	8		2906	99.52%
Davidson	Hospice of Davidson County		8	NA	NA
Duplin	Carolina East Hospice Center		3	NA	NA
Durham	Duke Hospice		12	NA	NA
Forsyth	Kate B. Reynolds Hospice Home	20		7695	100.00%
Gaston	Robin Johnson House - Gaston Hospice	6		NA	NA
Guilford	Hospice/Palliative Care of Greensboro/ Beacon Place	8		1755	60.10%
Guilford	Hospice Home at High Point	6		1514	69.13%
Harnett	E. Carlton Powell Hospice House	7	1	1161	77.90% *
Henderson	Four Seasons Hospice and Palliative Care	12		4059	92.67%
Iredell	Hospice of Iredell County/Gordon Hospice House	3		1161	100.00%
Johnston	Johnston Memorial Hospital		8	NA	NA
Mecklenburg	Presbyterian Hospital / Harris Hospital Unit	8		2466	84.45%
Mecklenburg	Levine and Dickson Hospice House	11		NA	NA
Moore	First Health Hospice/Palliative Care		11	NA	NA
New Hanover	Lower Cape Fear Hospice / Hospice Care Center	12		4123	94.13%
Orange	Duke Hospice at the Meadowlands	6		1190	54.34%
Pitt	University Health System Hospice Care		8	NA	NA
Randolph	Hospice of Randolph County		6	NA	NA
Richmond	Hospice Haven of Richmond County		6	NA	NA
Robeson	Southeastern Regional Medical Center	12	6	717	25.90% *
Rockingham	Hospice of Rockingham County	3		NA	NA
Rowan	Rowan Regional Medical Center		7	NA	NA
Rutherford	Hospice of Rutherford County / Hospice Home	4	6	1386	94.93%
Scotland	Hospice of Scotland County/Hospice House		4	NA	NA
Surry	Hospice of Surry County		13	NA	NA
Union	Hospice of Union County		6	NA	NA
Wake	Rex Hospital	6	-6	1678	76.62%
Wake	Hospice of Wake County		14	NA	NA
Wayne	3HC/Kitty Askins Hospice Center	6	6	2232	100.00%
<b>Total</b>		<b>175</b>	<b>156</b>	<b>47405</b>	<b>82.61% *</b>

\* Adjusted for beds opened for part of year.