




**FRESENIUS  
MEDICAL CARE**

May 1, 2014



Ms. Martha Frisone, Chief  
Certificate of Need Section  
Division of Health Service Regulation  
809 Ruggles Drive  
Raleigh, NC 27603


Re: Public Written Comments  
CON Project ID # G-10262-14, North Randolph Dialysis Center  
CON Project ID # G-10265-14, Graham Dialysis

Dear Ms. Frisone:

The attached Public Written Comments are forward for consideration by the CON Project Analyst conducting the respective review. If you have any questions regarding these comments please feel free to contact me.

Respectfully,

Jim Swann  
Director of Operations, Certificate of Need



1. The applicant has suggested on page 9 of the application that Policy Gen-4 is not applicable. The applicant does not provide a response to Policy Gen-4. The language of Policy Gen-4 includes the following:

***“POLICY GEN-4: ENERGY EFFICIENCY AND SUSTAINABILITY FOR HEALTH SERVICE FACILITIES:***

*Any person proposing a capital expenditure greater than \$2 million to develop, replace, renovate or add to a health service facility pursuant to G.S. 131E-178 shall include in its certificate of need application a written statement describing the project’s plan to assure improved energy efficiency and water conservation.”*

The applicant has proposed a capital expenditure of \$2,172,477. Therefore the applicant should have included a written statement describing the project’s plan to assure improved energy efficiency and water conservation. It was inappropriate for the applicant to suggest that Policy Gen-4 was not applicable.

Failure to satisfy this requirement should result in a finding of Non-Conforming to CON Review Criterion 1. The applicant should be denied.

2. The applicant has failed to completely identify the proposed patient population to be served. The applicant has suggested that 100% of the home patients of the North Burlington facility are residents of Alamance County. In Section IV of the application the applicant provides information in response to IV.1 indicating that all of the patients of both Burlington Dialysis and North Burlington Dialysis centers were residents of Alamance County. This is inconsistent with information provided by the applicant which has led to development of the January 2014 SDR.

Attachment 1 to these comments is a copy of the Patient Origin Report. The Patient Origin Report is derived from provider reported information, and led directly to the January 2014 SDR. The Report indicates that the North Burlington dialysis facility was serving only 21 Alamance County home patients on June 30, 2013, not 23 as reported by the applicant.

Moreover, the applicant has provided letters of support signed apparently by home patients of the Burlington Dialysis facility. The patient letters of support contained within Exhibit 24 of the application may be grouped into four basic letters:

- 1) 12 In-center patients from the North Burlington Dialysis Center. The second sentence of the letter indicates the patient receives his/her treatment “now” at North Burlington Dialysis Center.
- 2) 9 Home patients from the North Burlington Dialysis Center. The second sentence of the letter indicates the patient receives his/her follow-up and support from the North Burlington Dialysis Center.

- 3) 20 In-center patients from the Burlington Dialysis Center. The second sentence of the letter indicates the patient receives his/her treatment "now" at Burlington Dialysis Center.
- 4) 9 Home patients from the Burlington Dialysis Center. The second sentence of the letter indicates the patient receives his/her follow-up and support from the Burlington Dialysis Center.

However the information provided in Section IV of the application directly contradicts the patient letters to the extent that the applicant reports the Burlington Dialysis Center was not serving home patients, but was serving only 77 in-center patients. If Burlington Dialysis was not serving home patients why then are there 9 letters of support from patients purportedly receiving their follow up and support from the Burlington facility?

Given the inconsistency within the Applicant's representations of the CON application and the information provided to the DHSR / Medical Facilities Planning Section for the Patient Origin Report and January 2014 SDR, the application is not based on 100% credible information. If the information is not completely credible then the application should be found non-conforming to CON Review Criterion 3.

3. Given the applicant's failure to provide credible information with regard to projections of the patient population to be served, and CON Review Criterion 3, then the applicant's projections of revenues to be earned must also be deemed dubious. Consequently the application should be found non-conforming to CON Review Criterion 5.
4. The applicant has not provided a response to CON Application Question VI.1.(e). The application has asked the applicant for the amount of indigent care provided in the past year
5. The applicant has not provided a complete response to VII.7. Dr. Lateef is the Medical Director for the DaVita Wake Forest dialysis facility in Wake County (See CON Project ID # J-10204-13). Dr. Lateef's responsibilities in Wake Forest will impose a strain upon his ability to see patients in the office, round on patients in multiple dialysis facilities, round on patients in the hospital, and serve as Medical Director for the proposed facility.
6. The applicant has provided inconsistent information with regard to its plans for the hiring of staff for the facility. On page 44 of the application, in response to VII.4, the applicant indicates that "*Some of the teammates from the Burlington Dialysis Center and North Burling Dialysis Center are project to transfer to Graham Dialysis.*" On page 50 of the application in response to IX.1.(b) the applicant says, "*It is anticipated*

*that some of the teammates will transfer.”* Following this, the next paragraph in response to IX.1.(c) the applicant says, *“We will hire all staff for the facility three months prior to the projected certification date.”*

The CON Analyst must question the representations of the applicant. Are staff transferring or being hired? If staff are being hired, does the applicant provide sufficient funding for these teammates during the initial training period prior to commencement of operations of the facility? Is the applicant conforming to CON Review Criterion 5?

7. The applicant has indicated in Section X of the application, on page 52) that the Medicare Allowable Charge for dialysis is \$240. The applicant also notes that Medicare reimbursement is only 80% of the allowable rate. The applicant has followed this up in response to X.3 with projections of revenue for Medicare using a rate of \$192 for patients with only Medicare, and a rate of \$240 for patients with Medicare and a secondary insurance.

The applicant has indicated on page 26 that calendar year 2016 is the projected Operating Year 1 of this project, and calendar year 2017 is the projected Operating Year 2. However, the applicant has continued to use the current Medicare reimbursement rates and has not provided any indication of the projected decreases in Medicare reimbursement for dialysis.

Medicare has indeed proposed a 12% cut in drug payments for ESRD care (See Attachment 2). This reduction for dialysis treatment was announced on November 22, 2013, and is scheduled to go into effect beginning in 2016.

The applicant's parent company commented on November 25, 2013 about *“the bad news”* (See Attachment 3).

Thus it is clear that the applicant was aware of the projected decrease in reimbursement as related to dialysis treatment. Consequently the applicant should have projected lower Medicare allowable rates for 2016 and forward. As a result of using the current Medicare allowable and failing to use a lower rate for future years, the applicant has overstated revenues to be earned by the facility. The application is therefore not based upon credible information and should be found non-conforming to CON Review Criterion 5.

8. The applicant has offered an application which is internally inconsistent with regard to dialyzer reuse. The applicant has included space in its floor plan for a dialyzer reprocessing room for dialyzers. However, on page 57 of the application in notes to the expenses, the applicant has indicated that Line 7 of the expenses for Chronic

Medical Supplies is for utilizing single use dialyzers. If the applicant is going to use single use dialyzers, then there is no need or requirement for an area to process reuse dialyzers. Consequently the applicant has proposed to build more space than is necessary and should be found non-conforming to CON Review Criterion 12.

9. The Graham Dialysis proposal is internally inconsistent with regard to site information and should be found non-conforming to CON Review Criterion 12.

In Section I of the application, the applicant has indicated the primary site is 135 Auto Park Drive, Graham, NC. However, in Section XI of the application the applicant suggests the primary site is 412 South Main Street, Graham. The applicant then identifies the secondary site as Crescent Square Drive, Graham. In light of this information the Analyst can not determine where the project is proposed for development.

However, information within Exhibit 27 may lead one to conclude that the Auto Park Drive site and the Crescent Square Drive site are actually one and the same.

If this assumption is correct, and assuming the information provided at the beginning of the application in Section I is correct, then the applicant proposes to develop the project at 135 Auto Park Drive in Graham. This however remains inconsistent with the representations of the applicant in Section XI of the application.

The applicant has suggested in Section XI of the application that the Auto Park Drive site is zoned appropriately for a dialysis facility. This however is inconsistent with the information provided by the City of Graham. In a letter included in Exhibit 27, the City of Graham City Planner has said, "*General medical offices and kidney dialysis clinic with pharmacy are not prohibited within a Unified Business Development, but all business establishments within a Unified Business Development **shall be retail or service establishments dealing directly with the public.***" (Emphasis added by BMA). A dialysis facility is not a retail or service establishment and does not deal directly with the public. Service (treatment) by the dialysis facility is only provided with appropriate referral by a physician with admitting privileges at the facility.

10. Given the many failures within the application, the application is clearly not the best alternative and fails to conform to CON Review Criterion 4.

#### SUMMARY:

BMA suggests the application fails on multiple levels and should not be approved. As a general matter, and as noted within these comments, the application is replete with inconsistencies and incomplete information. As discussed within these comments, the

Public Witten Comments  
CON Project ID # G-10265-14  
Renal Treatment Centers Mid-Atlantic, Inc. d/b/a Graham Dialysis  
Prepared and Submitted by Jim Swann  
FMC Director of Operations, Certificate of Need

---

applicant fails to even respond, and does not conform to Policy Gen-4. In addition, BMA suggests the applicant fails to conform to CON Review Criteria 1, 3, 4, 5 and 12.

For these reasons, the application should be denied.

Provider Number	Facility Name	Facility County	Home Patient	In-Center	County Total
<b>Facilities serving residents of Alamance County</b>					
34-2533	BMA Burlington	Alamance	3	92	95
34-2567	Burlington Dialysis	Alamance	0	66	66
34-2686	North Burlington Dialysis	Alamance	21	45	66
34-2691	FMC Mebane	Alamance	6	28	34
34-2622	Carolina Dialysis Carrboro	Orange	4	6	10
34-2597	Renal Care Group - Caswell	Caswell	0	4	4
34-2616	Durham West Dialysis	Durham	3	1	4
34-3504	Duke Hospital Dialysis	Durham	2	1	3
34-2599	Triad Dialysis Center	Guilford	0	1	1
34-2538	Freedom Lake Dialysis Unit	Durham	0	1	1
34-2590	FMC Dialysis Services West Pettigrew	Durham	1	0	1
<b>Alamance Totals</b>			40	245	285
<b>Facilities serving residents of Alexander County</b>					
34-2687	FMC of Alexander County	Alexander	1	13	14
34-2636	West Iredell Dialysis Center	Iredell	0	11	11
34-2635	FMC of Catawba Valley	Catawba	0	5	5
34-2516	FMC of Hickory	Catawba	0	3	3
34-2657	INS Statesville	Iredell	2	0	2
34-2527	Statesville Dialysis Center	Iredell	1	1	2
34-2313	Wilkes Regional Dialysis Center	Wilkes	0	1	1
<b>Alexander Totals</b>			4	34	38
<b>Facilities serving residents of Alleghany County</b>					
34-2614	Elkin Dialysis Center	Surry	0	6	6
34-2551	Mt Airy Dialysis Center	Surry	0	1	1
<b>Alleghany Totals</b>			0	7	7
<b>Facilities serving residents of Anson County</b>					
34-2673	FMC Anson County	Anson	0	33	33
34-2560	Dialysis Care of Anson County	Anson	0	30	30
34-2666	Marshville Dialysis Center	Union	0	11	11
34-2526	Union County Dialysis	Union	3	0	3
34-2539	Dialysis Care of Richmond County	Richmond	0	1	1
<b>Anson Totals</b>			3	75	78
<b>Facilities serving residents of Ashe County</b>					
34-2674	FMC Watauga County	Watauga	6	14	20
34-2313	Wilkes Regional Dialysis Center	Wilkes	0	2	2
34-2509	BMA Lenoir	Caldwell	1	0	1
<b>Ashe Totals</b>			7	16	23
<b>Facilities serving residents of Avery County</b>					
34-2674	FMC Watauga County	Watauga	3	7	10
<b>Avery Totals</b>			3	7	10
<b>Facilities serving residents of Beaufort County</b>					
34-2561	FMC Pamlico	Beaufort	14	70	84
34-2596	FMC Dialysis Services East Carolina University	Pitt	1	4	5
34-2502	Greenville Dialysis Center	Pitt	0	5	5
34-2585	FMC Craven County	Craven	3	0	3
34-2534	New Bern Dialysis	Craven	0	2	2

Provider Number	Facility Name	Facility County	Home Patient	In-Center	County Total
34-2618	FMC Dialysis Services Plymouth	Washington	0	1	1
<b>Beaufort Totals</b>			18	82	100
<b>Facilities serving residents of Bertie County</b>					
34-2547	Windsor Dialysis Unit	Bertie	0	36	36
34-2570	Ahoskie Dialysis	Hertford	0	17	17
34-2502	Greenville Dialysis Center	Pitt	3	0	3
34-2586	FMC East Northampton County	Northampton	0	3	3
34-2601	FMC Dialysis Services South Ramsey	Cumberland	0	1	1
<b>Bertie Totals</b>			3	57	60
<b>Facilities serving residents of Bladen County</b>					
34-2578	Southeastern Dialysis Center - Elizabethtown	Bladen	6	66	72
34-2528	Lumberton Dialysis Unit	Robeson	0	4	4
34-2521	Southeastern Dialysis Center-Whiteville	Columbus	0	3	3
34-2628	Chadbourn Dialysis Center	Columbus	0	2	2
34-2559	BMA of Clinton	Sampson	0	2	2
34-2662	FMC St. Pauls	Robeson	0	2	2
34-2596	FMC Dialysis Services East Carolina University	Pitt	0	1	1
34-2511	Southeastern Dialysis Center - Wilmington	New Hanover	1	0	1
34-2688	FMC of Roseboro	Sampson	0	1	1
34-2651	St. Pauls Dialysis Center	Robeson	0	1	1
<b>Bladen Totals</b>			7	82	89
<b>Facilities serving residents of Brunswick County</b>					
34-2582	Southeastern Dialysis Center - Shallotte	Brunswick	13	42	55
34-2669	Southport Dialysis Center	Brunswick	0	34	34
34-2511	Southeastern Dialysis Center - Wilmington	New Hanover	17	11	28
34-2685	Cape Fear Dialysis	New Hanover	0	11	11
34-2521	Southeastern Dialysis Center-Whiteville	Columbus	0	3	3
34-2689	FMC Brunswick County	Brunswick	0	3	3
<b>Brunswick Totals</b>			30	104	134
<b>Facilities serving residents of Buncombe County</b>					
34-2506	Asheville Kidney Center	Buncombe	45	174	219
34-2604	Weaverville Dialysis	Buncombe	0	27	27
34-2527	Statesville Dialysis Center	Iredell	1	0	1
34-2629	Waynesville Dialysis Center	Haywood	0	1	1
34-2556	Sylva Dialysis Center	Jackson	0	1	1
<b>Buncombe Totals</b>			46	203	249
<b>Facilities serving residents of Burke County</b>					
34-2563	BMA of Burke County	Burke	8	78	86
34-2516	FMC of Hickory	Catawba	6	5	11
34-2527	Statesville Dialysis Center	Iredell	2	0	2
34-2657	INS Statesville	Iredell	1	0	1
34-2645	McDowell Dialysis Center	McDowell	0	1	1
34-2509	BMA Lenoir	Caldwell	0	1	1
<b>Burke Totals</b>			17	85	102
<b>Facilities serving residents of Cabarrus County</b>					
34-2631	Copperfield Dialysis	Cabarrus	0	68	68
34-2670	Harrisburg Dialysis Center	Cabarrus	7	46	53



Provider Number	Facility Name	Facility County	Home Patient	In-Center	County Total
34-2592	Dialysis Care of Kannapolis	Rowan	17	32	49
34-2565	BMA Albemarle	Stanly	0	8	8
34-2591	DSI Glenwater Dialysis	Mecklenburg	1	4	5
34-2503	FMC Charlotte	Mecklenburg	3	0	3
34-2606	Lake Norman Dialysis Center	Iredell	0	3	3
34-2306	Carolinas Medical Center	Mecklenburg	0	2	2
34-2548	Charlotte Dialysis	Mecklenburg	1	1	2
34-2549	BMA of North Charlotte	Mecklenburg	0	1	1
34-2681	FMC Matthews	Mecklenburg	0	1	1
34-2655	INS Charlotte	Mecklenburg	1	0	1
34-2654	INS Huntersville	Mecklenburg	1	0	1
<b>Cabarrus Totals</b>			31	166	197
<b>Facilities serving residents of Caldwell County</b>					
34-2509	BMA Lenoir	Caldwell	6	90	96
34-2516	FMC of Hickory	Catawba	4	5	9
34-2563	BMA of Burke County	Burke	2	0	2
34-2636	West Iredell Dialysis Center	Iredell	0	1	1
<b>Caldwell Totals</b>			12	96	108
<b>Facilities serving residents of Camden County</b>					
34-2515	Elizabeth City Dialysis	Pasquotank	2	11	13
<b>Camden Totals</b>			2	11	13
<b>Facilities serving residents of Carteret County</b>					
34-2588	Crystal Coast Dialysis Unit	Carteret	0	67	67
34-2585	FMC Craven County	Craven	9	0	9
34-2532	Southeastern Dialysis Center- Jacksonville	Onslow	5	0	5
<b>Carteret Totals</b>			14	67	81
<b>Facilities serving residents of Caswell County</b>					
34-2597	Renal Care Group - Caswell	Caswell	0	18	18
34-2562	Roxboro Dialysis	Person	0	6	6
34-2641	Rockingham Kidney Center	Rockingham	0	3	3
34-2536	Dialysis Care of Rockingham County	Rockingham	1	0	1
34-2567	Burlington Dialysis	Alamance	0	1	1
<b>Caswell Totals</b>			1	28	29
<b>Facilities serving residents of Catawba County</b>					
34-2516	FMC of Hickory	Catawba	16	97	113
34-2635	FMC of Catawba Valley	Catawba	0	65	65
34-2606	Lake Norman Dialysis Center	Iredell	2	3	5
34-2568	FMC Lincolnnton	Lincoln	0	4	4
34-2636	West Iredell Dialysis Center	Iredell	0	3	3
34-2527	Statesville Dialysis Center	Iredell	2	0	2
34-2505	Piedmont Dialysis Center	Forsyth	1	1	2
34-2656	INS Iredell County	Iredell	1	0	1
34-2525	Metrolina Kidney Center	Union	0	1	1
34-2503	FMC Charlotte	Mecklenburg	0	1	1
34-2687	FMC of Alexander County	Alexander	0	1	1
<b>Catawba Totals</b>			22	176	198
<b>Facilities serving residents of Chatham County</b>					

Provider Number	Facility Name	Facility County	Home Patient	In-Center	County Total
34-2621	Carolina Dialysis Siler City	Chatham	0	45	45
34-2617	Carolina Dialysis Pittsboro	Chatham	0	22	22
34-2622	Carolina Dialysis Carrboro	Orange	3	2	5
34-2620	Carolina Dialysis Sanford	Lee	3	1	4
34-2590	FMC Dialysis Services West Pettigrew	Durham	0	1	1
34-2616	Durham West Dialysis	Durham	1	0	1
34-2683	Southpoint Dialysis	Durham	0	1	1
34-2544	Cary Kidney Center	Wake	0	1	1
34-2537	BMA of South Greensboro	Guilford	0	1	1
<b>Chatham Totals</b>			7	74	81
<b>Facilities serving residents of Cherokee County</b>					
34-2649	Smokey Mountains Dialysis Center	Cherokee	0	19	19
34-2556	Sylva Dialysis Center	Jackson	1	1	2
34-2529	Dialysis Clinic - Shelby	Cleveland	0	2	2
34-2595	BMA Kings Mountain	Gaston	0	1	1
34-2611	Dialysis Clinic - Kings Mountain	Cleveland	0	1	1
<b>Cherokee Totals</b>			1	24	25
<b>Facilities serving residents of Chowan County</b>					
34-2541	Edenton Dialysis	Chowan	0	32	32
34-2515	Elizabeth City Dialysis	Pasquotank	5	0	5
<b>Chowan Totals</b>			5	32	37
<b>Facilities serving residents of Clay County</b>					
34-2649	Smokey Mountains Dialysis Center	Cherokee	0	5	5
34-2556	Sylva Dialysis Center	Jackson	1	0	1
<b>Clay Totals</b>			1	5	6
<b>Facilities serving residents of Cleveland County</b>					
34-2529	Dialysis Clinic - Shelby	Cleveland	18	85	103
34-2611	Dialysis Clinic - Kings Mountain	Cleveland	0	43	43
34-2676	DCI South	Cleveland	0	37	37
34-2661	Dialysis Clinic, Inc	Cleveland	0	27	27
34-2595	BMA Kings Mountain	Gaston	0	16	16
34-2513	FMC Gastonia	Gaston	13	2	15
34-2566	Dialysis Care of Rutherford County	Rutherford	3	3	6
34-2306	Carolinas Medical Center	Mecklenburg	1	1	2
34-2516	FMC of Hickory	Catawba	1	1	2
34-2671	FMC South Gaston	Gaston	0	1	1
34-2591	DSI Glenwater Dialysis	Mecklenburg	0	1	1
<b>Cleveland Totals</b>			36	217	253
<b>Facilities serving residents of Columbus County</b>					
34-2521	Southeastern Dialysis Center-Whiteville	Columbus	0	60	60
34-2628	Chadbourn Dialysis Center	Columbus	0	43	43
34-2578	Southeastern Dialysis Center - Elizabethtown	Bladen	9	1	10
34-2511	Southeastern Dialysis Center - Wilmington	New Hanover	2	4	6
34-2623	FMC Dialysis Services of Robeson County	Robeson	0	3	3
34-2582	Southeastern Dialysis Center - Shallotte	Brunswick	2	0	2
34-2685	Cape Fear Dialysis	New Hanover	0	2	2
34-2689	FMC Brunswick County	Brunswick	1	0	1

Provider Number	Facility Name	Facility County	Home Patient	In-Center	County Total
34-2528	Lumberton Dialysis Unit	Robeson	0	1	1
<b>Columbus Totals</b>			14	114	128
<b>Facilities serving residents of Craven County</b>					
34-2534	New Bern Dialysis	Craven	0	86	86
34-2585	FMC Craven County	Craven	18	59	77
34-2518	BMA Kinston	Lenoir	0	4	4
34-2502	Greenville Dialysis Center	Pitt	1	2	3
34-2532	Southeastern Dialysis Center- Jacksonville	Onslow	2	0	2
34-2596	FMC Dialysis Services East Carolina University	Pitt	1	0	1
34-2632	FMC Care of Ayden	Pitt	0	1	1
34-2625	FMC Dialysis Service of Jones County	Jones	0	1	1
34-2561	FMC Pamlico	Beaufort	0	1	1
<b>Craven Totals</b>			22	154	176
<b>Facilities serving residents of Cumberland County</b>					
34-2510	Fayetteville Kidney Center	Cumberland	55	138	193
34-2593	FMC Dialysis Services North Ramsey	Cumberland	0	139	139
34-2601	FMC Dialysis Services South Ramsey	Cumberland	0	130	130
34-2643	FMC Services of West Fayetteville	Cumberland	0	127	127
34-2662	FMC St. Pauls	Robeson	0	8	8
34-3504	Duke Hospital Dialysis	Durham	5	0	5
34-2651	St. Pauls Dialysis Center	Robeson	0	5	5
34-2622	Carolina Dialysis Carrboro	Orange	3	0	3
34-2555	Dialysis Care of Moore County	Moore	3	0	3
34-2557	Dunn Kidney Center	Harnett	2	0	2
34-2579	Dialysis Care of Hoke County	Hoke	0	2	2
34-2620	Carolina Dialysis Sanford	Lee	1	0	1
34-2688	FMC of Roseboro	Sampson	0	1	1
34-2503	FMC Charlotte	Mecklenburg	0	1	1
34-2648	Fresenius Medical Care of Lillington	Harnett	0	1	1
<b>Cumberland Totals</b>			69	552	621
<b>Facilities serving residents of Currituck County</b>					
34-2515	Elizabeth City Dialysis	Pasquotank	3	5	8
34-2598	Dare County Dialysis Center	Dare	0	1	1
<b>Currituck Totals</b>			3	6	9
<b>Facilities serving residents of Dare County</b>					
34-2598	Dare County Dialysis Center	Dare	0	24	24
34-2515	Elizabeth City Dialysis	Pasquotank	4	0	4
<b>Dare Totals</b>			4	24	28
<b>Facilities serving residents of Davidson County</b>					
34-2553	Lexington Dialysis Center	Davidson	17	88	105
34-2639	Thomasville Dialysis Center	Davidson	0	62	62
34-2514	High Point Kidney Center	Guilford	10	0	10
34-2599	Triad Dialysis Center	Guilford	0	4	4
34-2505	Piedmont Dialysis Center	Forsyth	3	1	4
34-2546	Dialysis Care of Rowan County	Rowan	0	2	2
34-2524	BMA of Asheboro	Randolph	0	2	2
34-2504	BMA of Greensboro	Guilford	1	0	1

Provider Number	Facility Name	Facility County	Home Patient	In-Center	County Total
		Forsyth	0	1	1
34-2612	Northside Dialysis Center	Guilford	0	1	1
34-2537	BMA of South Greensboro	Stanly	0	1	1
34-2565	BMA Albemarle	Guilford	0	1	1
34-2600	BMA of Southwest Greensboro		31	163	194
<b>Davidson Totals</b>					
<b>Facilities serving residents of Davie County</b>					
		Davie	0	29	29
34-2677	Davie Kidney Center	Forsyth	5	0	5
34-2505	Piedmont Dialysis Center	Iredell	2	1	3
34-2527	Statesville Dialysis Center	Rowan	2	0	2
34-2546	Dialysis Care of Rowan County	Yadkin	1	1	2
34-2665	Yadkin Dialysis Center	Forsyth	0	1	1
34-2667	Miller Street Dialysis Center		10	32	42
<b>Davie Totals</b>					
<b>Facilities serving residents of Duplin County</b>					
		Duplin	0	52	52
34-2659	Wallace Dialysis	Duplin	0	42	42
34-2535	Southeastern Dialysis Center - Kenansville	Duplin	1	22	23
34-2630	RAI-West College-Warsaw	Wayne	6	0	6
34-2531	Goldsboro Dialysis	New Hanover	6	0	6
34-2511	Southeastern Dialysis Center - Wilmington	Lenoir	1	3	4
34-2609	FMC Vernon Dialysis	Wayne	0	2	2
34-2573	Mt Olive Dialysis	Durham	0	1	1
34-2550	Durham Dialysis		14	122	136
<b>Duplin Totals</b>					
<b>Facilities serving residents of Durham County</b>					
		Durham	14	82	96
34-2616	Durham West Dialysis	Durham	0	86	86
34-2550	Durham Dialysis	Durham	0	74	74
34-2615	FMC Dialysis Services of Briggs Avenue	Durham	0	73	73
34-2538	Freedom Lake Dialysis Unit	Durham	16	51	67
34-2590	FMC Dialysis Services West Pettigrew	Durham	13	37	50
34-3504	Duke Hospital Dialysis	Durham	0	37	37
34-2683	Southpoint Dialysis	Durham	0	36	36
34-2680	FMC South Durham Dialysis	Orange	6	15	21
34-2622	Carolina Dialysis Carrboro	Person	1	2	3
34-2562	Roxboro Dialysis	Wake	0	1	1
34-2544	Cary Kidney Center	Carteret	0	1	1
34-2588	Crystal Coast Dialysis Unit	Wake	0	1	1
34-2653	FMC Millbrook	Wake	0	1	1
34-2675	Wake Forest Dialysis Center	Wake	1	0	1
34-2646	FMC New Hope Dialysis		51	497	548
<b>Durham Totals</b>					
<b>Facilities serving residents of Edgecombe County</b>					
		Edgecombe	0	91	91
34-2603	BMA East Rocky Mount	Edgecombe	5	80	85
34-2577	Dialysis Care of Edgecombe County	Nash	14	29	43
34-2517	Rocky Mount Kidney Center	Pitt	0	3	3
34-2502	Greenville Dialysis Center	Pitt	1	1	2
34-2596	FMC Dialysis Services East Carolina University	Wilson	0	1	1
34-2637	Forest Hills Dialysis				

Provider Number	Facility Name	Facility County	Home Patient	In-Center	County Total
34-2512	BMA of Raleigh Dialysis	Wake	1	0	1
34-2507	Wilson Dialysis	Wilson	0	1	1
<b>Edgecombe Totals</b>			21	206	227
<b>Facilities serving residents of Forsyth County</b>					
34-2505	Piedmont Dialysis Center	Forsyth	88	136	224
34-2569	Salem Kidney Center	Forsyth	0	130	130
34-2612	Northside Dialysis Center	Forsyth	0	120	120
34-2667	Miller Street Dialysis Center	Forsyth	0	104	104
34-2599	Triad Dialysis Center	Guilford	0	6	6
34-2633	King Dialysis Center	Stokes	0	5	5
34-2553	Lexington Dialysis Center	Davidson	0	2	2
34-2533	BMA Burlington	Alamance	1	0	1
34-2504	BMA of Greensboro	Guilford	1	0	1
34-2514	High Point Kidney Center	Guilford	1	0	1
<b>Forsyth Totals</b>			91	503	594
<b>Facilities serving residents of Franklin County</b>					
34-2571	Dialysis Care of Franklin County	Franklin	7	64	71
34-2675	Wake Forest Dialysis Center	Wake	2	10	12
34-2672	FMC Eastern Wake	Wake	0	9	9
34-2589	Zebulon Kidney Center	Wake	0	7	7
34-2522	Wake Dialysis Clinic	Wake	0	3	3
34-2543	Vance County Dialysis	Vance	1	1	2
34-2520	FMC Dialysis Services Neuse River	Granville	0	2	2
34-2647	FMS Dialysis Services of Oxford	Granville	0	2	2
34-2646	FMC New Hope Dialysis	Wake	1	0	1
34-2644	FMC of Spring Hope	Nash	0	1	1
34-2622	Carolina Dialysis Carrboro	Orange	0	1	1
<b>Franklin Totals</b>			11	100	111
<b>Facilities serving residents of Gaston County</b>					
34-2513	FMC Gastonia	Gaston	21	111	132
34-2671	FMC South Gaston	Gaston	0	57	57
34-2652	FMC Belmont	Gaston	0	43	43
34-2595	BMA Kings Mountain	Gaston	0	16	16
34-2529	Dialysis Clinic - Shelby	Cleveland	0	8	8
34-2568	FMC Lincolnton	Lincoln	0	7	7
34-2548	Charlotte Dialysis	Mecklenburg	1	5	6
34-2611	Dialysis Clinic - Kings Mountain	Cleveland	0	4	4
34-2503	FMC Charlotte	Mecklenburg	2	0	2
34-2306	Carolinas Medical Center	Mecklenburg	1	0	1
34-2676	DCI South	Mecklenburg	0	1	1
34-2663	North Charlotte Dialysis Center	Cleveland	0	1	1
34-2591	DSI Glenwater Dialysis	Mecklenburg	0	1	1
<b>Gaston Totals</b>			25	254	279
<b>Facilities serving residents of Gates County</b>					
34-2515	Elizabeth City Dialysis	Pasquotank	2	3	5
34-2570	Ahoskie Dialysis	Hertford	0	5	5
<b>Gates Totals</b>			2	8	10

Provider Number	Facility Name	Facility County	Home Patient	In-Center	County Total
<b>Facilities serving residents of Georgia County</b>					
34-2649	Smokey Mountains Dialysis Center	Cherokee	0	2	2
<b>Georgia Totals</b>			0	2	2
<b>Facilities serving residents of Graham County</b>					
34-2602	Cherokee Dialysis Center	Swain	0	12	12
34-2649	Smokey Mountains Dialysis Center	Cherokee	0	3	3
<b>Graham Totals</b>			0	15	15
<b>Facilities serving residents of Granville County</b>					
34-2520	FMC Dialysis Services Neuse River	Granville	5	54	59
34-2647	FMS Dialysis Services of Oxford	Granville	0	49	49
34-2543	Vance County Dialysis	Vance	2	19	21
34-2616	Durham West Dialysis	Durham	4	3	7
34-3504	Duke Hospital Dialysis	Durham	2	3	5
34-2622	Carolina Dialysis Carrboro	Orange	2	1	3
34-2590	FMC Dialysis Services West Pettigrew	Durham	1	1	2
34-2562	Roxboro Dialysis	Person	0	2	2
34-2675	Wake Forest Dialysis Center	Wake	0	1	1
34-2538	Freedom Lake Dialysis Unit	Durham	0	1	1
34-2680	FMC South Durham Dialysis	Durham	0	1	1
34-2550	Durham Dialysis	Durham	0	1	1
<b>Granville Totals</b>			16	136	152
<b>Facilities serving residents of Greene County</b>					
34-2650	Greene County Dialysis Center	Greene	0	48	48
34-2502	Greenville Dialysis Center	Pitt	3	2	5
34-2596	FMC Dialysis Services East Carolina University	Pitt	2	1	3
34-2609	FMC Vernon Dialysis	Lenoir	1	1	2
34-2531	Goldsboro Dialysis	Wayne	1	0	1
<b>Greene Totals</b>			7	52	59
<b>Facilities serving residents of Guilford County</b>					
34-2504	BMA of Greensboro	Guilford	26	150	176
34-2537	BMA of South Greensboro	Guilford	0	166	166
34-2599	Triad Dialysis Center	Guilford	0	160	160
34-2634	FMC of East Greensboro	Guilford	0	100	100
34-2600	BMA of Southwest Greensboro	Guilford	0	94	94
34-2613	Northwest Greensboro Kidney Center	Guilford	0	71	71
34-2514	High Point Kidney Center	Guilford	28	0	28
34-2533	BMA Burlington	Alamance	0	21	21
34-2639	Thomasville Dialysis Center	Davidson	0	9	9
34-2505	Piedmont Dialysis Center	Forsyth	7	0	7
34-2567	Burlington Dialysis	Alamance	0	6	6
34-2641	Rockingham Kidney Center	Rockingham	0	3	3
34-2691	FMC Mebane	Alamance	1	1	2
34-2686	North Burlington Dialysis	Alamance	1	1	2
34-2689	FMC Brunswick County	Brunswick	0	1	1
34-2612	Northside Dialysis Center	Forsyth	0	1	1
34-2667	Miller Street Dialysis Center	Forsyth	0	1	1
34-2624	Madison Dialysis Center	Rockingham	0	1	1

Provider Number	Facility Name	Facility County	Home Patient	In-Center	County Total
34-2569	Salem Kidney Center	Forsyth	0	1	1
34-2524	BMA of Asheboro	Randolph	0	1	1
<b>Guilford Totals</b>			63	788	851
<b>Facilities serving residents of Halifax County</b>					
34-2542	BMA of Roanoke Rapids	Halifax	15	108	123
34-2619	FMC Dialysis Services of Halifax	Halifax	0	51	51
34-2517	Rocky Mount Kidney Center	Nash	4	22	26
34-2610	FMC Dialysis Services of Warren Hills	Warren	0	10	10
34-2603	BMA East Rocky Mount	Edgecombe	0	2	2
34-2562	Roxboro Dialysis	Person	0	2	2
34-2596	FMC Dialysis Services East Carolina University	Pitt	1	0	1
34-2589	Zebulon Kidney Center	Wake	0	1	1
34-2543	Vance County Dialysis	Vance	0	1	1
34-2577	Dialysis Care of Edgecombe County	Edgecombe	0	1	1
<b>Halifax Totals</b>			20	198	218
<b>Facilities serving residents of Harnett County</b>					
34-2557	Dunn Kidney Center	Harnett	8	77	85
34-2648	Fresenius Medical Care of Lillington	Harnett	0	35	35
34-2620	Carolina Dialysis Sanford	Lee	2	22	24
34-2694	FMC Angier	Harnett	0	13	13
34-2608	BMA of Fuquay Varina Kidney Center	Wake	0	5	5
34-2593	FMC Dialysis Services North Ramsey	Cumberland	0	3	3
34-2512	BMA of Raleigh Dialysis	Wake	2	0	2
34-2679	Carthage Dialysis	Moore	0	1	1
34-2510	Fayetteville Kidney Center	Cumberland	1	0	1
34-2642	Southwest Wake County Dialysis	Wake	0	1	1
<b>Harnett Totals</b>			13	157	170
<b>Facilities serving residents of Haywood County</b>					
34-2629	Waynesville Dialysis Center	Haywood	0	51	51
34-2506	Asheville Kidney Center	Buncombe	6	1	7
<b>Haywood Totals</b>			6	52	58
<b>Facilities serving residents of Henderson County</b>					
34-2564	Hendersonville Dialysis Center	Henderson	0	59	59
34-2506	Asheville Kidney Center	Buncombe	20	0	20
34-2566	Dialysis Care of Rutherford County	Rutherford	1	0	1
34-2629	Waynesville Dialysis Center	Haywood	0	1	1
34-2505	Piedmont Dialysis Center	Forsyth	1	0	1
<b>Henderson Totals</b>			22	60	82
<b>Facilities serving residents of Hertford County</b>					
34-2570	Ahoskie Dialysis	Hertford	0	64	64
34-2586	FMC East Northampton County	Northampton	0	5	5
34-2502	Greenville Dialysis Center	Pitt	4	0	4
34-2515	Elizabeth City Dialysis	Pasquotank	3	0	3
34-2584	Dialysis Care of Martin County	Martin	1	0	1
34-2588	Crystal Coast Dialysis Unit	Carteret	0	1	1
34-2542	BMA of Roanoke Rapids	Halifax	1	0	1
34-2547	Windsor Dialysis Unit	Bertie	0	1	1

Provider Number	Facility Name	Facility County	Home Patient	In-Center	County Total
<b>Hertford Totals</b>			9	71	80
<b>Facilities serving residents of Hoke County</b>					
34-2579	Dialysis Care of Hoke County	Hoke	0	92	92
34-2510	Fayetteville Kidney Center	Cumberland	5	2	7
34-2555	Dialysis Care of Moore County	Moore	3	2	5
34-2643	FMC Services of West Fayetteville	Cumberland	0	2	2
34-2638	Southern Pines Dialysis Center	Moore	0	1	1
34-2607	BMA of Red Springs	Robeson	0	1	1
34-2651	St. Pauls Dialysis Center	Robeson	0	1	1
<b>Hoke Totals</b>			8	101	109
<b>Facilities serving residents of Hyde County</b>					
34-2561	FMC Pamlico	Beaufort	3	3	6
34-2502	Greenville Dialysis Center	Pitt	1	0	1
34-2618	FMC Dialysis Services Plymouth	Washington	0	1	1
<b>Hyde Totals</b>			4	4	8
<b>Facilities serving residents of Iredell County</b>					
34-2527	Statesville Dialysis Center	Iredell	19	69	88
34-2606	Lake Norman Dialysis Center	Iredell	12	61	73
34-2636	West Iredell Dialysis Center	Iredell	0	41	41
34-2657	INS Statesville	Iredell	13	0	13
34-2656	INS Iredell County	Iredell	6	0	6
34-2677	Davie Kidney Center	Davie	0	2	2
34-2505	Piedmont Dialysis Center	Forsyth	2	0	2
34-2516	FMC of Hickory	Catawba	0	1	1
34-2546	Dialysis Care of Rowan County	Rowan	1	0	1
34-2306	Carolinas Medical Center	Mecklenburg	1	0	1
34-2686	North Burlington Dialysis	Alamance	1	0	1
<b>Iredell Totals</b>			55	174	229
<b>Facilities serving residents of Jackson County</b>					
34-2556	Sylva Dialysis Center	Jackson	8	22	30
34-2602	Cherokee Dialysis Center	Swain	0	1	1
34-2506	Asheville Kidney Center	Buncombe	1	0	1
<b>Jackson Totals</b>			9	23	32
<b>Facilities serving residents of Johnston County</b>					
34-2572	Johnston Dialysis Center	Johnston	0	81	81
34-2678	FMC Stallings Station	Johnston	13	49	62
34-2545	FMC Four Oaks	Johnston	0	56	56
34-2589	Zebulon Kidney Center	Wake	0	12	12
34-2522	Wake Dialysis Clinic	Wake	7	1	8
34-2557	Dunn Kidney Center	Harnett	2	4	6
34-2507	Wilson Dialysis	Wilson	3	2	5
34-2646	FMC New Hope Dialysis	Wake	4	1	5
34-2637	Forest Hills Dialysis	Wilson	0	5	5
34-2642	Southwest Wake County Dialysis	Wake	0	4	4
34-2694	FMC Angier	Harnett	0	3	3
34-2531	Goldsboro Dialysis	Wayne	2	0	2
34-2608	BMA of Fuquay Varina Kidney Center	Wake	0	2	2



Provider Number	Facility Name	Facility County	Home Patient	In-Center	County Total
34-2672	FMC Eastern Wake	Wake	0	1	1
34-2620	Carolina Dialysis Sanford	Lee	1	0	1
34-2675	Wake Forest Dialysis Center	Wake	0	1	1
34-2512	BMA of Raleigh Dialysis	Wake	1	0	1
<b>Johnston Totals</b>			33	222	255
<b>Facilities serving residents of Jones County</b>					
34-2625	FMC Dialysis Service of Jones County	Jones	0	20	20
34-2585	FMC Craven County	Craven	2	1	3
34-2502	Greenville Dialysis Center	Pitt	1	0	1
34-2532	Southeastern Dialysis Center- Jacksonville	Onslow	0	1	1
<b>Jones Totals</b>			3	22	25
<b>Facilities serving residents of Lee County</b>					
34-2620	Carolina Dialysis Sanford	Lee	5	113	118
34-2648	Fresenius Medical Care of Lillington	Harnett	0	3	3
34-2617	Carolina Dialysis Pittsboro	Chatham	0	2	2
34-2555	Dialysis Care of Moore County	Moore	2	0	2
34-2658	FMC Apex	Wake	0	2	2
34-2662	FMC St. Pauls	Robeson	0	1	1
34-2622	Carolina Dialysis Carrboro	Orange	1	0	1
34-2679	Carthage Dialysis	Moore	0	1	1
34-2646	FMC New Hope Dialysis	Wake	1	0	1
<b>Lee Totals</b>			9	122	131
<b>Facilities serving residents of Lenoir County</b>					
34-2518	BMA Kinston	Lenoir	0	93	93
34-2609	FMC Vernon Dialysis	Lenoir	9	64	73
34-2596	FMC Dialysis Services East Carolina University	Pitt	3	1	4
34-2587	Goldsboro South Dialysis	Wayne	0	4	4
34-2531	Goldsboro Dialysis	Wayne	3	1	4
34-2650	Greene County Dialysis Center	Greene	0	3	3
34-2502	Greenville Dialysis Center	Pitt	3	0	3
34-2535	Southeastern Dialysis Center - Kenansville	Duplin	0	3	3
<b>Lenoir Totals</b>			18	169	187
<b>Facilities serving residents of Lincoln County</b>					
34-2568	FMC Lincolnton	Lincoln	0	66	66
34-2516	FMC of Hickory	Catawba	9	6	15
34-2513	FMC Gastonia	Gaston	9	0	9
34-2606	Lake Norman Dialysis Center	Iredell	2	3	5
34-2529	Dialysis Clinic - Shelby	Cleveland	2	2	4
34-2306	Carolinas Medical Center	Mecklenburg	1	0	1
34-2656	INS Iredell County	Iredell	1	0	1
<b>Lincoln Totals</b>			24	77	101
<b>Facilities serving residents of Macon County</b>					
34-2556	Sylva Dialysis Center	Jackson	5	20	25
34-2506	Asheville Kidney Center	Buncombe	1	0	1
<b>Macon Totals</b>			6	20	26
<b>Facilities serving residents of Madison County</b>					
34-2604	Weaverville Dialysis	Buncombe	0	14	14

<b>Provider Number</b>	<b>Facility Name</b>	<b>Facility County</b>	<b>Home Patient</b>	<b>In-Center</b>	<b>County Total</b>
34-2506	Asheville Kidney Center	Buncombe	2	0	2
34-2590	FMC Dialysis Services West Pettigrew	Durham	0	1	1
<b>Madison Totals</b>			2	15	17
<b>Facilities serving residents of Martin County</b>					
34-2584	Dialysis Care of Martin County	Martin	4	61	65
34-2596	FMC Dialysis Services East Carolina University	Pitt	3	4	7
34-2502	Greenville Dialysis Center	Pitt	2	3	5
34-2618	FMC Dialysis Services Plymouth	Washington	0	4	4
34-2561	FMC Pamlico	Beaufort	3	0	3
34-2507	Wilson Dialysis	Wilson	1	0	1
34-2577	Dialysis Care of Edgecombe County	Edgecombe	0	1	1
34-2547	Windsor Dialysis Unit	Bertie	0	1	1
<b>Martin Totals</b>			13	74	87
<b>Facilities serving residents of McDowell County</b>					
34-2645	McDowell Dialysis Center	McDowell	0	45	45
34-2506	Asheville Kidney Center	Buncombe	9	0	9
34-2563	BMA of Burke County	Burke	2	1	3
<b>McDowell Totals</b>			11	46	57
<b>Facilities serving residents of Mecklenburg County</b>					
34-2503	FMC Charlotte	Mecklenburg	55	123	178
34-2548	Charlotte Dialysis	Mecklenburg	47	112	159
34-2581	BMA Beatties Ford	Mecklenburg	0	119	119
34-2663	North Charlotte Dialysis Center	Mecklenburg	0	119	119
34-2591	DSI Glenwater Dialysis	Mecklenburg	10	107	117
34-2549	BMA of North Charlotte	Mecklenburg	0	117	117
34-2594	BMA Nations Ford	Mecklenburg	0	96	96
34-2554	BMA West Charlotte	Mecklenburg	0	82	82
34-2605	BMA of East Charlotte	Mecklenburg	0	82	82
34-2627	Charlotte East Dialysis	Mecklenburg	0	77	77
34-2681	FMC Matthews	Mecklenburg	0	75	75
34-2552	DSI Charlotte Latrobe Dialysis	Mecklenburg	10	60	70
34-2523	South Charlotte Dialysis	Mecklenburg	0	61	61
34-2606	Lake Norman Dialysis Center	Iredell	2	25	27
34-2692	Mint Hill Dialysis	Mecklenburg	0	22	22
34-2670	Harrisburg Dialysis Center	Cabarrus	7	9	16
34-2655	INS Charlotte	Mecklenburg	16	0	16
34-2513	FMC Gastonia	Gaston	7	0	7
34-2654	INS Huntersville	Mecklenburg	5	0	5
34-2526	Union County Dialysis	Union	0	5	5
34-2306	Carolinas Medical Center	Mecklenburg	1	3	4
34-2592	Dialysis Care of Kannapolis	Rowan	2	0	2
34-2652	FMC Belmont	Gaston	0	1	1
34-2671	FMC South Gaston	Gaston	0	1	1
34-3504	Duke Hospital Dialysis	Durham	1	0	1
34-2553	Lexington Dialysis Center	Davidson	0	1	1
34-2527	Statesville Dialysis Center	Iredell	1	0	1
34-2677	Davie Kidney Center	Davie	0	1	1

Provider Number	Facility Name	Facility County	Home Patient	In-Center	County Total
34-2505	Piedmont Dialysis Center	Forsyth	1	0	1
34-2525	Metrolina Kidney Center	Union	0	1	1
<b>Mecklenburg Totals</b>			165	1299	1464
<b>Facilities serving residents of Mitchell County</b>					
34-2660	Mayland Dialysis Center	Mitchell	0	7	7
<b>Mitchell Totals</b>			0	7	7
<b>Facilities serving residents of Montgomery County</b>					
34-2583	Dialysis Care of Montgomery County	Montgomery	0	49	49
34-2565	BMA Albemarle	Stanly	0	9	9
34-2555	Dialysis Care of Moore County	Moore	3	1	4
34-2670	Harrisburg Dialysis Center	Cabarrus	0	1	1
34-2560	Dialysis Care of Anson County	Anson	0	1	1
<b>Montgomery Totals</b>			3	61	64
<b>Facilities serving residents of Moore County</b>					
34-2555	Dialysis Care of Moore County	Moore	22	67	89
34-2638	Southern Pines Dialysis Center	Moore	0	47	47
34-2679	Carthage Dialysis	Moore	0	23	23
34-2620	Carolina Dialysis Sanford	Lee	4	1	5
34-2583	Dialysis Care of Montgomery County	Montgomery	0	4	4
34-2579	Dialysis Care of Hoke County	Hoke	0	1	1
<b>Moore Totals</b>			26	143	169
<b>Facilities serving residents of Nash County</b>					
34-2517	Rocky Mount Kidney Center	Nash	12	105	117
34-2644	FMC of Spring Hope	Nash	0	32	32
34-2603	BMA East Rocky Mount	Edgecombe	0	21	21
34-2507	Wilson Dialysis	Wilson	5	7	12
34-2577	Dialysis Care of Edgecombe County	Edgecombe	0	11	11
34-2637	Forest Hills Dialysis	Wilson	0	8	8
34-2512	BMA of Raleigh Dialysis	Wake	2	0	2
34-2589	Zebulon Kidney Center	Wake	0	1	1
34-2596	FMC Dialysis Services East Carolina University	Pitt	1	0	1
34-2675	Wake Forest Dialysis Center	Wake	0	1	1
34-2683	Southpoint Dialysis	Durham	0	1	1
34-2502	Greenville Dialysis Center	Pitt	1	0	1
<b>Nash Totals</b>			21	187	208
<b>Facilities serving residents of New Hanover County</b>					
34-2511	Southeastern Dialysis Center - Wilmington	New Hanover	50	75	125
34-2685	Cape Fear Dialysis	New Hanover	0	112	112
34-2689	FMC Brunswick County	Brunswick	2	0	2
34-2622	Carolina Dialysis Carrboro	Orange	1	0	1
<b>New Hanover Totals</b>			53	187	240
<b>Facilities serving residents of Northampton County</b>					
34-2586	FMC East Northampton County	Northampton	0	40	40
34-2542	BMA of Roanoke Rapids	Halifax	9	25	34
34-2619	FMC Dialysis Services of Halifax	Halifax	0	3	3
34-2622	Carolina Dialysis Carrboro	Orange	2	0	2
34-2570	Ahoskie Dialysis	Hertford	0	1	1

<b>Provider Number</b>	<b>Facility Name</b>	<b>Facility County</b>	<b>Home Patient</b>	<b>In-Center</b>	<b>County Total</b>
34-2502	Greenville Dialysis Center	Pitt	1	0	1
34-2517	Rocky Mount Kidney Center	Nash	1	0	1
<b>Northampton Totals</b>			13	69	82
<b>Facilities serving residents of Onslow County</b>					
34-2532	Southeastern Dialysis Center- Jacksonville	Onslow	24	136	160
34-2585	FMC Craven County	Craven	5	0	5
34-2596	FMC Dialysis Services East Carolina University	Pitt	1	0	1
34-2588	Crystal Coast Dialysis Unit	Carteret	0	1	1
34-2507	Wilson Dialysis	Wilson	1	0	1
<b>Onslow Totals</b>			31	137	168
<b>Facilities serving residents of Orange County</b>					
34-2622	Carolina Dialysis Carrboro	Orange	9	82	91
34-2616	Durham West Dialysis	Durham	1	9	10
34-2691	FMC Mebane	Alamance	1	5	6
34-3504	Duke Hospital Dialysis	Durham	2	3	5
34-2590	FMC Dialysis Services West Pettigrew	Durham	2	3	5
34-2550	Durham Dialysis	Durham	0	2	2
34-2562	Roxboro Dialysis	Person	0	2	2
34-2680	FMC South Durham Dialysis	Durham	0	2	2
34-2512	BMA of Raleigh Dialysis	Wake	1	0	1
34-2588	Crystal Coast Dialysis Unit	Carteret	0	1	1
34-2567	Burlington Dialysis	Alamance	0	1	1
34-2617	Carolina Dialysis Pittsboro	Chatham	0	1	1
34-2533	BMA Burlington	Alamance	0	1	1
<b>Orange Totals</b>			16	112	128
<b>Facilities serving residents of Other States County</b>					
34-2590	FMC Dialysis Services West Pettigrew	Durham	0	8	8
34-2306	Carolinas Medical Center	Mecklenburg	1	3	4
34-2588	Crystal Coast Dialysis Unit	Carteret	0	3	3
34-2503	FMC Charlotte	Mecklenburg	1	2	3
34-2550	Durham Dialysis	Durham	0	2	2
34-2681	FMC Matthews	Mecklenburg	0	2	2
34-2598	Dare County Dialysis Center	Dare	0	1	1
34-2502	Greenville Dialysis Center	Pitt	0	1	1
34-2534	New Bern Dialysis	Craven	0	1	1
34-2632	FMC Care of Ayden	Pitt	0	1	1
34-2513	FMC Gastonia	Gaston	0	1	1
34-2581	BMA Beatties Ford	Mecklenburg	0	1	1
34-2549	BMA of North Charlotte	Mecklenburg	0	1	1
34-2620	Carolina Dialysis Sanford	Lee	0	1	1
<b>Other States Totals</b>			2	28	30
<b>Facilities serving residents of Pamlico County</b>					
34-2585	FMC Craven County	Craven	2	8	10
34-2534	New Bern Dialysis	Craven	0	5	5
34-2502	Greenville Dialysis Center	Pitt	2	0	2
<b>Pamlico Totals</b>			4	13	17
<b>Facilities serving residents of Pasquotank County</b>					

Provider Number	Facility Name	Facility County	Home Patient	In-Center	County Total
34-2515	Elizabeth City Dialysis	Pasquotank	13	80	93
34-2541	Edenton Dialysis	Chowan	0	4	4
34-2570	Ahoskie Dialysis	Hertford	0	1	1
<b>Pasquotank Totals</b>			13	85	98
<b>Facilities serving residents of Pender County</b>					
34-2558	Southeastern Dialysis Center - Burgaw	Pender	0	66	66
34-2511	Southeastern Dialysis Center - Wilmington	New Hanover	10	0	10
34-2685	Cape Fear Dialysis	New Hanover	0	9	9
34-2532	Southeastern Dialysis Center- Jacksonville	Onslow	0	1	1
34-2535	Southeastern Dialysis Center - Kenansville	Duplin	0	1	1
<b>Pender Totals</b>			10	77	87
<b>Facilities serving residents of Perquimans County</b>					
34-2515	Elizabeth City Dialysis	Pasquotank	3	13	16
34-2541	Edenton Dialysis	Chowan	0	15	15
<b>Perquimans Totals</b>			3	28	31
<b>Facilities serving residents of Person County</b>					
34-2562	Roxboro Dialysis	Person	10	88	98
34-2590	FMC Dialysis Services West Pettigrew	Durham	1	2	3
34-2538	Freedom Lake Dialysis Unit	Durham	0	2	2
34-2616	Durham West Dialysis	Durham	1	0	1
34-3504	Duke Hospital Dialysis	Durham	0	1	1
<b>Person Totals</b>			12	93	105
<b>Facilities serving residents of Pitt County</b>					
34-2502	Greenville Dialysis Center	Pitt	28	117	145
34-2596	FMC Dialysis Services East Carolina University	Pitt	14	124	138
34-2632	FMC Care of Ayden	Pitt	0	50	50
34-2518	BMA Kinston	Lenoir	0	6	6
34-2561	FMC Pamlico	Beaufort	2	4	6
34-2637	Forest Hills Dialysis	Wilson	0	1	1
34-2650	Greene County Dialysis Center	Greene	0	1	1
<b>Pitt Totals</b>			44	303	347
<b>Facilities serving residents of Polk County</b>					
34-2506	Asheville Kidney Center	Buncombe	4	0	4
34-2566	Dialysis Care of Rutherford County	Rutherford	0	3	3
34-2564	Hendersonville Dialysis Center	Henderson	0	2	2
<b>Polk Totals</b>			4	5	9
<b>Facilities serving residents of Randolph County</b>					
34-2524	BMA of Asheboro	Randolph	0	104	104
34-2639	Thomasville Dialysis Center	Davidson	0	33	33
34-2621	Carolina Dialysis Siler City	Chatham	0	9	9
34-2514	High Point Kidney Center	Guilford	7	0	7
34-2504	BMA of Greensboro	Guilford	6	1	7
34-2600	BMA of Southwest Greensboro	Guilford	0	4	4
34-2553	Lexington Dialysis Center	Davidson	2	2	4
34-2537	BMA of South Greensboro	Guilford	0	3	3
34-2599	Triad Dialysis Center	Guilford	0	3	3
34-2567	Burlington Dialysis	Alamance	0	1	1

Provider Number	Facility Name	Facility County	Home Patient	In-Center	County Total
34-2555	Dialysis Care of Moore County	Moore	1	0	1
34-2533	BMA Burlington	Alamance	0	1	1
<b>Randolph Totals</b>			16	161	177
<b>Facilities serving residents of Richmond County</b>					
34-2539	Dialysis Care of Richmond County	Richmond	5	79	84
34-2690	Sandhills Dialysis	Richmond	0	30	30
34-2555	Dialysis Care of Moore County	Moore	6	2	8
34-2583	Dialysis Care of Montgomery County	Montgomery	0	2	2
34-2540	BMA of Laurinburg	Scotland	1	0	1
34-2683	Southpoint Dialysis	Durham	0	1	1
34-2638	Southern Pines Dialysis Center	Moore	0	1	1
<b>Richmond Totals</b>			12	115	127
<b>Facilities serving residents of Robeson County</b>					
34-2528	Lumberton Dialysis Unit	Robeson	18	99	117
34-2623	FMC Dialysis Services of Robeson County	Robeson	0	63	63
34-2682	FMC Pembroke	Robeson	0	49	49
34-2607	BMA of Red Springs	Robeson	0	39	39
34-2662	FMC St. Pauls	Robeson	0	33	33
34-2540	BMA of Laurinburg	Scotland	2	22	24
34-2651	St. Pauls Dialysis Center	Robeson	0	9	9
34-2579	Dialysis Care of Hoke County	Hoke	0	8	8
34-2555	Dialysis Care of Moore County	Moore	3	3	6
34-2539	Dialysis Care of Richmond County	Richmond	2	0	2
34-2664	FMC Scotland County	Scotland	0	1	1
34-2510	Fayetteville Kidney Center	Cumberland	1	0	1
34-3504	Duke Hospital Dialysis	Durham	1	0	1
<b>Robeson Totals</b>			27	326	353
<b>Facilities serving residents of Rockingham County</b>					
34-2640	Reidsville Dialysis	Rockingham	0	69	69
34-2536	Dialysis Care of Rockingham County	Rockingham	6	52	58
34-2641	Rockingham Kidney Center	Rockingham	0	44	44
34-2624	Madison Dialysis Center	Rockingham	0	9	9
34-2613	Northwest Greensboro Kidney Center	Guilford	0	9	9
34-2504	BMA of Greensboro	Guilford	2	0	2
34-2567	Burlington Dialysis	Alamance	0	2	2
34-2599	Triad Dialysis Center	Guilford	0	1	1
34-2533	BMA Burlington	Alamance	1	0	1
34-2537	BMA of South Greensboro	Guilford	0	1	1
34-2597	Renal Care Group - Caswell	Caswell	0	1	1
<b>Rockingham Totals</b>			9	188	197
<b>Facilities serving residents of Rowan County</b>					
34-2546	Dialysis Care of Rowan County	Rowan	29	83	112
34-2592	Dialysis Care of Kannapolis	Rowan	14	29	43
34-2527	Statesville Dialysis Center	Iredell	4	2	6
34-2553	Lexington Dialysis Center	Davidson	1	3	4
34-2306	Carolinas Medical Center	Mecklenburg	0	2	2
34-2565	BMA Albemarle	Stanly	0	1	1

Provider Number	Facility Name	Facility County	Home Patient	In-Center	County Total
34-2505	Piedmont Dialysis Center	Forsyth	1	0	1
34-2504	BMA of Greensboro	Guilford	1	0	1
34-2591	DSI Glenwater Dialysis	Mecklenburg	0	1	1
34-2657	INS Statesville	Iredell	1	0	1
34-2606	Lake Norman Dialysis Center	Iredell	1	0	1
<b>Rowan Totals</b>			52	121	173
<b>Facilities serving residents of Rutherford County</b>					
34-2566	Dialysis Care of Rutherford County	Rutherford	23	78	101
34-2661	Dialysis Clinic, Inc	Cleveland	0	10	10
34-2506	Asheville Kidney Center	Buncombe	2	1	3
34-2529	Dialysis Clinic - Shelby	Cleveland	2	0	2
34-2645	McDowell Dialysis Center	McDowell	0	1	1
34-2503	FMC Charlotte	Mecklenburg	1	0	1
<b>Rutherford Totals</b>			28	90	118
<b>Facilities serving residents of Sampson County</b>					
34-2559	BMA of Clinton	Sampson	0	95	95
34-2688	FMC of Roseboro	Sampson	3	32	35
34-2557	Dunn Kidney Center	Harnett	1	11	12
34-2531	Goldsboro Dialysis	Wayne	9	1	10
34-2573	Mt Olive Dialysis	Wayne	0	7	7
34-2630	RAI-West College-Warsaw	Duplin	3	1	4
34-2535	Southeastern Dialysis Center - Kenansville	Duplin	0	2	2
34-2578	Southeastern Dialysis Center - Elizabethtown	Bladen	1	1	2
34-2643	FMC Services of West Fayetteville	Cumberland	0	1	1
34-2510	Fayetteville Kidney Center	Cumberland	1	0	1
34-2622	Carolina Dialysis Carrboro	Orange	1	0	1
34-2511	Southeastern Dialysis Center - Wilmington	New Hanover	1	0	1
<b>Sampson Totals</b>			20	151	171
<b>Facilities serving residents of Scotland County</b>					
34-2540	BMA of Laurinburg	Scotland	6	56	62
34-2664	FMC Scotland County	Scotland	0	36	36
34-2539	Dialysis Care of Richmond County	Richmond	2	6	8
34-2579	Dialysis Care of Hoke County	Hoke	0	7	7
34-2638	Southern Pines Dialysis Center	Moore	0	1	1
34-2555	Dialysis Care of Moore County	Moore	1	0	1
34-2622	Carolina Dialysis Carrboro	Orange	1	0	1
<b>Scotland Totals</b>			10	106	116
<b>Facilities serving residents of South Carolina County</b>					
34-2540	BMA of Laurinburg	Scotland	0	9	9
34-2539	Dialysis Care of Richmond County	Richmond	1	6	7
34-2548	Charlotte Dialysis	Mecklenburg	7	0	7
34-2594	BMA Nations Ford	Mecklenburg	0	6	6
34-2526	Union County Dialysis	Union	1	4	5
34-2503	FMC Charlotte	Mecklenburg	3	1	4
34-2513	FMC Gastonia	Gaston	2	1	3
34-2671	FMC South Gaston	Gaston	0	3	3
34-2506	Asheville Kidney Center	Buncombe	2	0	2

Provider Number	Facility Name	Facility County	Home Patient	In-Center	County Total
34-2525	Metrolina Kidney Center	Union	0	2	2
34-2681	FMC Matthews	Mecklenburg	0	1	1
34-2673	FMC Anson County	Anson	0	1	1
34-2595	BMA Kings Mountain	Gaston	0	1	1
34-2552	DSI Charlotte Latrobe Dialysis	Mecklenburg	1	0	1
34-2511	Southeastern Dialysis Center - Wilmington	New Hanover	1	0	1
<b>South Carolina Totals</b>			18	35	53
<b>Facilities serving residents of Stanly County</b>					
34-2565	BMA Albemarle	Stanly	0	61	61
34-2592	Dialysis Care of Kannapolis	Rowan	3	0	3
34-2503	FMC Charlotte	Mecklenburg	1	1	2
34-2560	Dialysis Care of Anson County	Anson	0	1	1
34-2554	BMA West Charlotte	Mecklenburg	0	1	1
<b>Stanly Totals</b>			4	64	68
<b>Facilities serving residents of Stokes County</b>					
34-2633	King Dialysis Center	Stokes	0	36	36
34-2505	Piedmont Dialysis Center	Forsyth	7	1	8
34-2612	Northside Dialysis Center	Forsyth	0	5	5
34-2551	Mt Airy Dialysis Center	Surry	1	1	2
<b>Stokes Totals</b>			8	43	51
<b>Facilities serving residents of Surry County</b>					
34-2551	Mt Airy Dialysis Center	Surry	6	64	70
34-2614	Elkin Dialysis Center	Surry	0	18	18
34-2665	Yadkin Dialysis Center	Yadkin	3	0	3
34-2633	King Dialysis Center	Stokes	0	1	1
34-2505	Piedmont Dialysis Center	Forsyth	1	0	1
<b>Surry Totals</b>			10	83	93
<b>Facilities serving residents of Swain County</b>					
34-2602	Cherokee Dialysis Center	Swain	0	42	42
34-2556	Sylva Dialysis Center	Jackson	10	1	11
<b>Swain Totals</b>			10	43	53
<b>Facilities serving residents of Tennessee County</b>					
34-2674	FMC Watauga County	Watauga	1	2	3
34-2649	Smokey Mountains Dialysis Center	Cherokee	0	1	1
<b>Tennessee Totals</b>			1	3	4
<b>Facilities serving residents of Transylvania County</b>					
34-2564	Hendersonville Dialysis Center	Henderson	0	19	19
34-2506	Asheville Kidney Center	Buncombe	11	0	11
<b>Transylvania Totals</b>			11	19	30
<b>Facilities serving residents of Tyrrell County</b>					
34-2515	Elizabeth City Dialysis	Pasquotank	2	0	2
34-2541	Edenton Dialysis	Chowan	0	2	2
34-2618	FMC Dialysis Services Plymouth	Washington	0	1	1
<b>Tyrrell Totals</b>			2	3	5
<b>Facilities serving residents of Union County</b>					
34-2526	Union County Dialysis	Union	16	80	96
34-2525	Metrolina Kidney Center	Union	0	52	52



Provider Number	Facility Name	Facility County	Home Patient	In-Center	County Total
34-2666	Marshville Dialysis Center	Union	0	17	17
34-2681	FMC Matthews	Mecklenburg	0	11	11
34-2692	Mint Hill Dialysis	Mecklenburg	0	10	10
34-2548	Charlotte Dialysis	Mecklenburg	6	2	8
34-2503	FMC Charlotte	Mecklenburg	5	1	6
34-2591	DSI Glenwater Dialysis	Mecklenburg	0	2	2
34-2306	Carolinas Medical Center	Mecklenburg	0	2	2
34-2523	South Charlotte Dialysis	Mecklenburg	0	2	2
34-2605	BMA of East Charlotte	Mecklenburg	0	1	1
<b>Union Totals</b>			27	180	207
<b>Facilities serving residents of Vance County</b>					
34-2543	Vance County Dialysis	Vance	8	121	129
34-2520	FMC Dialysis Services Neuse River	Granville	1	19	20
34-2647	FMS Dialysis Services of Oxford	Granville	0	14	14
34-2571	Dialysis Care of Franklin County	Franklin	1	2	3
34-2616	Durham West Dialysis	Durham	2	0	2
34-2622	Carolina Dialysis Carrboro	Orange	1	0	1
34-2646	FMC New Hope Dialysis	Wake	1	0	1
34-2589	Zebulon Kidney Center	Wake	0	1	1
34-2610	FMC Dialysis Services of Warren Hills	Warren	0	1	1
34-2550	Durham Dialysis	Durham	0	1	1
34-2512	BMA of Raleigh Dialysis	Wake	0	1	1
<b>Vance Totals</b>			14	160	174
<b>Facilities serving residents of Virginia County</b>					
34-2536	Dialysis Care of Rockingham County	Rockingham	1	19	20
34-2551	Mt Airy Dialysis Center	Surry	3	8	11
34-2597	Renal Care Group - Caswell	Caswell	0	5	5
34-2598	Dare County Dialysis Center	Dare	0	2	2
34-2505	Piedmont Dialysis Center	Forsyth	2	0	2
34-2520	FMC Dialysis Services Neuse River	Granville	1	1	2
34-2610	FMC Dialysis Services of Warren Hills	Warren	0	2	2
34-2641	Rockingham Kidney Center	Rockingham	0	1	1
34-2561	FMC Pamlico	Beaufort	0	1	1
34-2586	FMC East Northampton County	Northampton	0	1	1
34-2570	Ahoskie Dialysis	Hertford	0	1	1
34-2542	BMA of Roanoke Rapids	Halifax	0	1	1
34-2590	FMC Dialysis Services West Pettigrew	Durham	1	0	1
<b>Virginia Totals</b>			8	42	50
<b>Facilities serving residents of Wake County</b>					
34-2522	Wake Dialysis Clinic	Wake	37	179	216
34-2512	BMA of Raleigh Dialysis	Wake	56	156	212
34-2642	Southwest Wake County Dialysis	Wake	0	113	113
34-2646	FMC New Hope Dialysis	Wake	16	87	103
34-2544	Cary Kidney Center	Wake	0	70	70
34-2589	Zebulon Kidney Center	Wake	0	69	69
34-2653	FMC Millbrook	Wake	0	57	57
34-2608	BMA of Fuquay Varina Kidney Center	Wake	0	55	55

Provider Number	Facility Name	Facility County	Home Patient	In-Center	County Total
34-2658	FMC Apex	Wake	0	52	52
34-2675	Wake Forest Dialysis Center	Wake	11	38	49
34-2672	FMC Eastern Wake	Wake	0	43	43
34-2684	FMC Central Raleigh	Wake	0	35	35
34-2622	Carolina Dialysis Carrboro	Orange	6	2	8
34-2683	Southpoint Dialysis	Durham	0	7	7
34-3504	Duke Hospital Dialysis	Durham	4	3	7
34-2616	Durham West Dialysis	Durham	3	0	3
34-2678	FMC Stallings Station	Johnston	0	3	3
34-2694	FMC Angier	Harnett	0	3	3
34-2590	FMC Dialysis Services West Pettigrew	Durham	3	0	3
34-2588	Crystal Coast Dialysis Unit	Carteret	0	1	1
34-2571	Dialysis Care of Franklin County	Franklin	1	0	1
34-2533	BMA Burlington	Alamance	0	1	1
34-2680	FMC South Durham Dialysis	Durham	0	1	1
<b>Wake Totals</b>			<b>137</b>	<b>975</b>	<b>1112</b>
<b>Facilities serving residents of Warren County</b>					
34-2610	FMC Dialysis Services of Warren Hills	Warren	0	45	45
34-2543	Vance County Dialysis	Vance	4	9	13
34-2542	BMA of Roanoke Rapids	Halifax	2	2	4
34-2571	Dialysis Care of Franklin County	Franklin	1	1	2
34-2520	FMC Dialysis Services Neuse River	Granville	1	1	2
34-2616	Durham West Dialysis	Durham	1	0	1
34-2517	Rocky Mount Kidney Center	Nash	0	1	1
<b>Warren Totals</b>			<b>9</b>	<b>59</b>	<b>68</b>
<b>Facilities serving residents of Washington County</b>					
34-2618	FMC Dialysis Services Plymouth	Washington	0	33	33
34-2561	FMC Pamlico	Beaufort	1	0	1
34-2541	Edenton Dialysis	Chowan	0	1	1
34-2502	Greenville Dialysis Center	Pitt	1	0	1
<b>Washington Totals</b>			<b>2</b>	<b>34</b>	<b>36</b>
<b>Facilities serving residents of Watauga County</b>					
34-2674	FMC Watauga County	Watauga	7	20	27
34-2509	BMA Lenoir	Caldwell	1	0	1
<b>Watauga Totals</b>			<b>8</b>	<b>20</b>	<b>28</b>
<b>Facilities serving residents of Wayne County</b>					
34-2531	Goldsboro Dialysis	Wayne	29	91	120
34-2587	Goldsboro South Dialysis	Wayne	0	72	72
34-2573	Mt Olive Dialysis	Wayne	0	33	33
34-2576	RAI Care Centers - Goldsboro	Wayne	0	22	22
34-2507	Wilson Dialysis	Wilson	4	1	5
34-2518	BMA Kinston	Lenoir	0	2	2
34-2609	FMC Vernon Dialysis	Lenoir	1	1	2
34-2502	Greenville Dialysis Center	Pitt	1	1	2
34-2678	FMC Stallings Station	Johnston	0	1	1
34-2596	FMC Dialysis Services East Carolina University	Pitt	1	0	1
34-2650	Greene County Dialysis Center	Greene	0	1	1

<b>Provider Number</b>	<b>Facility Name</b>	<b>Facility County</b>	<b>Home Patient</b>	<b>In-Center</b>	<b>County Total</b>
34-2622	Carolina Dialysis Carrboro	Orange	1	0	1
34-2637	Forest Hills Dialysis	Wilson	0	1	1
<b>Wayne Totals</b>			<b>37</b>	<b>226</b>	<b>263</b>
<b>Facilities serving residents of Wilkes County</b>					
34-2313	Wilkes Regional Dialysis Center	Wilkes	0	59	59
34-2614	Elkin Dialysis Center	Surry	0	13	13
34-2665	Yadkin Dialysis Center	Yadkin	11	1	12
34-2551	Mt Airy Dialysis Center	Surry	2	0	2
34-2657	INS Statesville	Iredell	2	0	2
34-2674	FMC Watauga County	Watauga	0	2	2
34-2509	BMA Lenoir	Caldwell	0	1	1
34-2687	FMC of Alexander County	Alexander	1	0	1
34-2505	Piedmont Dialysis Center	Forsyth	1	0	1
<b>Wilkes Totals</b>			<b>17</b>	<b>76</b>	<b>93</b>
<b>Facilities serving residents of Wilson County</b>					
34-2507	Wilson Dialysis	Wilson	23	121	144
34-2637	Forest Hills Dialysis	Wilson	0	82	82
34-2502	Greenville Dialysis Center	Pitt	4	1	5
34-2596	FMC Dialysis Services East Carolina University	Pitt	3	2	5
34-2589	Zebulon Kidney Center	Wake	0	2	2
34-2512	BMA of Raleigh Dialysis	Wake	1	0	1
34-2587	Goldsboro South Dialysis	Wayne	0	1	1
34-2517	Rocky Mount Kidney Center	Nash	1	0	1
34-2591	DSI Glenwater Dialysis	Mecklenburg	1	0	1
34-2622	Carolina Dialysis Carrboro	Orange	1	0	1
<b>Wilson Totals</b>			<b>34</b>	<b>209</b>	<b>243</b>
<b>Facilities serving residents of Yadkin County</b>					
34-2665	Yadkin Dialysis Center	Yadkin	8	23	31
34-2614	Elkin Dialysis Center	Surry	0	6	6
34-2657	INS Statesville	Iredell	2	0	2
34-2505	Piedmont Dialysis Center	Forsyth	2	0	2
34-2633	King Dialysis Center	Stokes	0	1	1
<b>Yadkin Totals</b>			<b>12</b>	<b>30</b>	<b>42</b>
<b>Facilities serving residents of Yancey County</b>					
34-2660	Mayland Dialysis Center	Mitchell	0	13	13
34-2604	Weaverville Dialysis	Buncombe	0	2	2
34-2506	Asheville Kidney Center	Buncombe	1	0	1
<b>Yancey Totals</b>			<b>1</b>	<b>15</b>	<b>16</b>

Search News, Topics, Print | Go

Recent Searches

[slow 3rd stage ckd/esrd networks/dialysis providers/artificial kidney/18th annual ranking](#)

TAKE THE  
NEPHROLOGY  
NEWS & ISSUES  
SHORT SURVEY

YOUR FEEDBACK COULD WIN YOU

\$100

[Home](#) » [CMS retains 12% cut in drug payments for ESRD care, approves new QIP measures](#)  
[End Stage Renal Disease \(ESRD\) Program](#) / [ESRD Quality Incentive Program \(QIP\)](#) / [ESRD Payment Bundle](#) /  
[Health Care Policy & Politics](#) / [Top News Stories](#)

## CMS retains 12% cut in drug payments for ESRD care, approves new QIP measures

By [Mark E. Neumann](#)

November 25, 2013

[No Comments](#)

KEYWORDS [ESRD bundle](#) [Email](#) / [Print](#) / [Reprints](#) / | / [Text Size+](#)  
[More](#)

The Centers for Medicare and Medicaid Services issued its much-anticipated **final rule** Nov. 22 that updates 2014 payment rates for dialysis facilities paid under the end-stage renal disease Prospective Payment System (PPS). The agency also approved final changes to the ESRD Quality Incentive Program for performance year 2014, which will impact dialysis clinic payments in 2016.

Despite more than 1,000 comments protesting the proposed cut by the dialysis industry, patients, renal association groups, and even members of Congress, the agency decided to keep a 12% reduction in the drug utilization adjustment to the base rate, but implement it over a three- to four-year transition period.

### **(Where Medicare and the ESRD Program are headed)**

CMS released a proposed rule in July that called for a 12% reduction in payments for injectable drugs based on a 30%+ drop in utilization—primarily in the prescribing of anemia drugs—from 2007 to 2012. The agency proposed to temper the cut with a 2.6% payment increase for 2014 based on the annual Medicare market basket review of costs of providing care to dialysis patients.

Congress required CMS to implement a payment reduction as part of the American Taxpayer Relief Act passed by Congress in 2012, but Congress left it up to the agency to determine the amount of the cut.

CMS said it would implement the first portion of the cut in 2014—a 3.3% reduction to the drug payment adjustment—but dialysis clinics won't see a change in the overall payment for patients for 2014 and 2015 because of other offsets, the agency said.

The cuts will still have an impact on the bottom line for dialysis clinics, said Kidney Care Council and Kidney Care Partners in prepared statements released on Friday in response to the final rule. "Today's Medicare ruling substantially reduces funding needed for patient care and interferes with the ability of our physicians, nurses, and clinical teams to do the very best for their patients," said KCC chairman Tom Weinberg. Ultimately, the payment cut of \$29.93 per dialysis treatment "contradicts the unified voice of patients, clinicians, providers, facilities, and members of Congress to correct the total amount of the reduction" originally proposed in July, said Weinberg. "Phasing in a cut of this magnitude only delays the harm."

**(Mineral and bone disease testing attestation in the ESRD QIP: A tale of two cities)**

According to Kidney Care Partners, a coalition of patients, physicians, nurses, providers, and manufacturers, the rule deals a “significant blow to an already fragile system” by ultimately reducing Medicare payments to a level that will not cover the cost of care for individuals on dialysis. “Phasing in this cut does not solve the problem,” said KCP chairman Ron Kuerbitz. “Instead, it only delays the inevitable harm that will come as a result of failing to cover the cost of care. Simply put, this model is unsustainable.”

As a result of the rule, KCP said, providers and physicians will face difficult choices regarding staffing, facility hours, quality improvement interventions, and ultimately whether an entire facility can be kept open to service a community. In turn, Medicare beneficiaries could face reduced access to care.

“Our community worked with Congress to establish a sustainable bundled payment system,” said Kuerbitz. “It is troubling that, as we celebrate the 40th anniversary of the Medicare dialysis benefit, this rule appears to be a step backwards. We appreciate those in Congress on both sides of the aisle who support their constituents living with kidney failure, and we will continue to work with them to ensure that these, and all Americans with kidney failure, have access to the highest quality care in the years to come.”

Details of the final rule include:

**The ESRD payment base rate:** This remains the same from CY 2013 to CY 2014 at \$239.02. CMS said the rate reflects the CY 2013 ESRD PPS base rate of \$240.36 adjusted by the ESRD market basket (3.2%) minus the productivity (0.4%) increase, the wage index budget neutrality factor of 1.000454, and the home dialysis training add-on budget neutrality adjustment factor of 0.999912. That brings the base rate up to \$247.18, but then CMS makes a 3.3% cut in the portion of the CY 2014 drug utilization adjustment that is being transitioned for 2014, or \$8.16, to arrive at a final CY 2014 ESRD PPS base rate of \$239.02 ( $\$247.18 - \$8.16 = \$239.02$ ).

**The wage index:** No changes

**The outlier policy:** Outlier services fixed dollar loss amounts are updated for 2014 for adult and pediatric patients, along with Medicare Allowable Payments (MAPs) for adult patients for CY 2014 using 2012 claims data. Based on the use of more current data, the fixed-dollar loss amount for pediatric beneficiaries would increase from \$47.32 to \$54.01 and the adjusted average outlier services MAP amount would decrease from \$41.39 to \$40.49 as compared to CY 2013 values. For adult beneficiaries, the fixed-dollar loss amount would decrease from \$110.22 to \$98.67 and the adjusted average outlier services MAP amount would decrease from \$59.42 to \$50.25. The 1% target for outlier payments was not achieved in CY 2012. “We believe using CY 2012 claims data to update the outlier MAP and fixed dollar loss amounts for CY 2014 will increase payments for ESRD beneficiaries requiring higher resource utilization in accordance with a 1% outlier policy,” CMS said in the final rule.

**The self-dialysis and home dialysis training add-on adjustment:** Medicare is increasing this add-on adjustment by 50% for both peritoneal dialysis and home hemodialysis training treatments. In CY 2014, the nursing time accounted for in the training add-on adjustment will increase from one hour to 1.5 hours per training treatment, resulting in an increase of \$16.72, for a total training add-on adjustment of \$50.16 per training treatment.

The 50% increase in payment, however, is one of the offsets the agency is using to keep the 2014 base rate the same as 2013. “We note that the increase to the training add-on adjustment will be made in a budget neutral manner in that we have applied a training add-on budget-neutrality adjustment factor of 0.999912 to the base rate.”

The final rule also ends the four-year transition period for dialysis clinics that chose not to move directly into the new bundled payment system when it took effect in January 2011. Dialysis facilities were paid a blended payment with a portion of payments based on the composite rate methodology and a portion based on the new

PPS rate. In 2014, the final year of the four-year transition period, all dialysis facilities will be paid 100% of the ESRD PPS rate for dialysis services.

**(SDO perspective on the bundle cuts: Dialysis patients face fewer options)**

**QIP measures finalized**

The final rule also includes new reporting and clinical measures as part of the ESRD Quality Incentive Program. For the ESRD QIP Payment Year (PY) 2016 program (which will rely on measures of dialysis facility performance during 2014), CMS is finalizing 11 measures addressing infections, anemia management, dialysis adequacy, vascular access, mineral metabolism management, and patient experience of care. Performance scores will be calculated by weighting clinical measures at 75% of the total performance score and weighting the reporting measures at 25%.

**More details on Provider Call**

On Jan. 15, CMS will hold a National Provider Call to help facilities and other stakeholders in the ESRD community understand the final rule. The discussion will be recorded and made available at [www.cms.gov/live](http://www.cms.gov/live).

**Download the final rule.**

**Find more articles about the ESRD bundle**

Mr. Neumann has been executive editor of Nephrology News & Issues since 1989.

Email

Like {28} Tweet {25} Share 5 g+ Share 1

**Recent Articles by Mark E. Neumann**

**The role for nursing in the increasing use of urgent peritoneal dialysis**

**For CMS, one step forward, two steps back**

You must [login](#) or [register](#) in order to post a comment.


- [Related Articles](#)
- [Related Events](#)

**Related Articles**

**Budget proposal would extend Medicare sequester by two years**

**CMS responds to queries about new measures in ESRD QIP rule**

**House passes temporary SGR fix**



DaVita HealthCare Partners

## DaVita HealthCare Partners Inc. Comments on the Final CMS ESRD Rates and Provides Initial 2014 Operating Income Guidance

November 25, 2013 05:00 AM Eastern Standard Time

DENVER--(BUSINESS WIRE)--DaVita HealthCare Partners Inc. (NYSE: DVA) today commented on the final Centers for Medicare and Medicaid Services (CMS) Medicare ESRD rule for 2014 and announced initial 2014 operating income guidance.

### Final CMS Rule

LeAnne Zumwalt, Group Vice President said, "On the dialysis rule, the bad news is that CMS appears to have accepted the premise that the language in the American Taxpayer Relief Act of 2012 required it to make a partial rebasing of the bundle. This could unfairly result in cuts of nearly \$30 per treatment over a three to four year period by looking only at pharmaceutical economics. This means that Medicare dialysis rates will be flat in 2014 and 2015 in an environment of increasing expenses.

"The good news is that Medicare rates will not be decreased next year, when most thought rates would be down. In addition, we get to work with Congress and CMS on trying to mitigate future cuts, and CMS has a number of appropriate reimbursement levers to pull to offset cuts a few years out if it chooses to do so, since Medicare reimbursement already fails to cover the full cost of caring for Medicare patients."

### Guidance

Given the issuance of the final CMS rule, the company is now in a position to provide initial 2014 guidance and expects 2014 enterprise operating income to be in a range of \$1.675 to \$1.850 billion.

The company expects 2014 operating income for our dialysis services and related ancillary business to be in the range of \$1.425 to \$1.540 billion. The primary reasons for a likely year-on-year decline in operating income are Medicare patient expense increases, commercial rate and mix pressures, and health care exchange dynamics.

The company expects 2014 operating income for HealthCare Partners (HCP) to be in the range of \$250 to \$310 million. The primary reason for a substantial expected year-on-year decline in HCP operating income in 2014 is the previously announced Medicare Advantage rate cuts, which the company will have limited ability to offset.

These projections and the underlying assumptions involve significant risks and uncertainties, including those described below and actual results may vary significantly from these current projections.

### **Capital Markets Day**

The company will discuss its outlook in more detail at its upcoming Capital Markets Day in New York City on Monday, December 9, 2013, at 9:30 a.m. Eastern Time.

This meeting is being broadcast live by conference call and webcast. You can access the webcast at the DaVita HealthCare Partners investor relations web page. You can join this call on:

**Monday, December 9, 2013**

**Starting at 9:30 a.m. EST**

**Dial in number: 800-399-4406**

**Webcast: [www.davita.com/investors](http://www.davita.com/investors)**

The event will be held at the New York Palace Hotel, 455 Madison Avenue, New York, NY 10022. If you plan to attend, please register with us by emailing your name and company affiliation to [Kelly.Perez@davita.com](mailto:Kelly.Perez@davita.com).

If you are joining the presentation by conference call, please refer to the "DaVita HealthCare Partners Capital Markets Call" and provide the operator with your name and company affiliation. Investors who are unable to listen live will be able to access the presentation and an audio replay via our web site at [www.davita.com/investors](http://www.davita.com/investors). There will be no telephone replay.

### **About DaVita HealthCare Partners**

DaVita HealthCare Partners, a Fortune 500® company, is the parent company of DaVita and HealthCare Partners. DaVita is a leading provider of kidney care in the United States, delivering dialysis services to patients with chronic kidney failure and end stage renal disease. As of September 30, 2013, DaVita operated or provided administrative services at 2,042 outpatient dialysis centers in the United States serving approximately 166,000 patients, and at 66 centers in ten countries outside of the United States. HealthCare Partners manages and operates medical groups and affiliated physician networks in California, Nevada, Florida, Arizona and New Mexico in its pursuit to deliver excellent-quality health care in a dignified and compassionate manner. As of September 30, 2013, HealthCare Partners provided integrated care management for approximately 760,000 managed care patients. For more information, please visit [DaVitaHealthCarePartners.com](http://DaVitaHealthCarePartners.com).

DaVita, HealthCare Partners and DaVita HealthCare Partners are trademarks or registered trademarks of DaVita HealthCare Partners Inc.

### **Forward Looking Statements**

*This release contains forward-looking statements within the meaning of the federal securities laws, including statements related to our guidance and expectations for our 2014 consolidated and dialysis services and related ancillary businesses operating income and HCP's 2014 operating income. Factors that could impact future results include the uncertainties associated with the risk factors set forth in our SEC filings, including our annual report on Form 10-K for the year ended December 31,*



*2012, our quarterly report on Form 10-Q for the quarter ended September 30, 2013 and subsequent quarterly reports to be filed on Form 10-Q, or our current reports on Form 8-K. The forward-looking statements should be considered in light of these risks and uncertainties.*

*These risks and uncertainties include, but are not limited to, and are qualified in their entirety by reference to the full text of those risk factors in our SEC filings relating to:*

- the concentration of profits generated by higher-paying commercial payor plans for which there is continued downward pressure on average realized payment rates, and a reduction in the number of patients under such plans, which may result in the loss of revenues or patients,*
- further reduction in government payment rates under the Medicare End Stage Renal Disease program or other government-based programs,*
- the impact of health care reform legislation that was enacted in the United States in March 2010,*
- the impact of the Center for Medicare and Medicaid Services (CMS) 2014 Medicare Advantage benchmark structure,*
- the impact of the American Taxpayer Relief Act,*
- the impact of the sequestration that went into effect on April 1, 2013,*
- the impact of disruptions in federal government operations and funding,*
- changes in pharmaceutical or anemia management practice patterns, payment policies, or pharmaceutical pricing,*
- legal compliance risks, including our continued compliance with complex government regulations and current or potential investigations by various government entities and related government or private-party proceedings, including risks relating to the resolution of the 2010 and 2011 U.S. Attorney Physician Relationship Investigations,*
- our ability to maintain contracts with physician medical directors, changing affiliation models for physicians, and the emergence of new models of care introduced by the government or private sector, that may erode our patient base and reimbursement rates,*

- *our ability to complete any acquisitions, mergers or dispositions that we might be considering or announce, or to integrate and successfully operate any business we may acquire or have acquired, including HCP, or to expand our operations and services to markets outside the United States,*
- *risks arising from the use of accounting estimates, judgments and interpretations in our financial statements,*
- *the risk that the cost of providing services under HCP's agreements may exceed our compensation,*
- *the risk that further reductions in reimbursement rates, including Medicare Advantage rates, and future regulations may negatively impact HCP's business, revenue and profitability,*
- *the risk that HCP may not be able to successfully establish a presence in new geographic regions or successfully address competitive threats that could reduce its profitability,*
- *the risk that a disruption in HCP's healthcare provider networks could have an adverse effect on HCP's business operations and profitability,*
- *the risk that reductions in the quality ratings of health maintenance organization plan customers of HCP could have an adverse effect on HCP's business, or*
- *the risk that health plans that acquire health maintenance organizations may not be willing to contract with HCP or may be willing to contract only on less favorable terms.*

*We base our forward-looking statements on information currently available to us at the time of this release, and we undertake no obligation to update or revise any forward-looking statements, whether as a result of changes in underlying factors, new information, future events or otherwise.*

## Contacts

### **Investor Contact:**

DaVita HealthCare Partners Inc.

Jim Gustafson

310-536-2585

[Jim.gustafson@davita.com](mailto:Jim.gustafson@davita.com)

